

## COLGATE-PALMOLIVE CO. FUTURE (CLFF) - EUX/202408

2024/07/16 18:50:04

Price  
**97.2288** USDDifference  -0.96% (-0.94)

## General attributes

|               |                      |
|---------------|----------------------|
| Symbol        | CLFFQ24              |
| Exchange      | Eurex                |
| Currency      | USD                  |
| Security type | Future               |
| Underlying    | COLGATE-PALMOLIVE CO |
| Maturity      | 08-2024              |
| Contract size | 100                  |

## Market data

|                         |                      |
|-------------------------|----------------------|
| Bid (Bid size)          | - USD (-)            |
| Ask (Ask size)          | - USD (-)            |
| Open                    | 97.2288 USD          |
| High                    | 97.2288 USD          |
| Low                     | 97.2288 USD          |
| Close (prev. day)       | 98.1671 USD          |
| Underlying              | COLGATE-PALMOLIVE CO |
| Underlying price (date) | 97.40 (24/07/16)     |
| Settlement price (date) | 97.23 (24/07/16)     |
| Open Interest           | 0                    |

## Performance and Risk

|             | 6m      | 1Y | 3Y |
|-------------|---------|----|----|
| Perf (%)    | +19.23% | -  | -  |
| Perf (abs.) | +15.68  | -  | -  |
| Beta        | -       | -  | -  |
| Volatility  | 11.38   | -  | -  |

## Futures and Options

|                 |   |
|-----------------|---|
| Related Futures | - |
| Related Options | - |












5Y

Information about previous performance does not guarantee future performance.  
Source: FactSet

## Price data

|   |                          |
|---|--------------------------|
| Ø price 5 days   Ø volume 5 days (pcs.)     | 97.7278 USD (0)          |
| Ø price 30 days   Ø volume 30 days (pcs.)   | 96.5791 USD (0)          |
| Ø price 100 days   Ø volume 100 days (pcs.) | 92.4820 USD (0)          |
| Ø price 250 days   Ø volume 250 days (pcs.) | - USD (-)                |
| YTD High   date                             | 99.0488 USD (2024/06/25) |
| YTD Low   date                              | 81.2121 USD (2024/01/05) |
| 52 Weeks High   date                        | - USD (-)                |
| 52 Weeks Low   date                         | - USD (-)                |

## Recent Research

| on underlying | on sector   | on market |                       |   |
|---------------|---|-----------|-----------------------|---|
| Date          |   |           | Headline              | Download  |
| 2023/10/27    |  |           | Global Equity Ratings |  |
| 2023/09/29    |  |           | Global Equity Ratings |  |
| 2023/09/08    |  |           | Global Equity Ratings |  |
| 2023/08/22    |  |           | Global Equity Ratings |  |
| 2023/08/17    |  |           | Global Equity Ratings |  |