

BEIERSDORF AG FUTURE (BEIG) - EUX/202408

2024/07/16 18:49:58

Price
136.3155 EURDifference  -0.78% (-1.07)

General attributes

Symbol	BEIGQ24
Exchange	Eurex
Currency	EUR
Security type	Future
Underlying	BEIERSDORF AG
Maturity	08-2024
Contract size	100

Market data

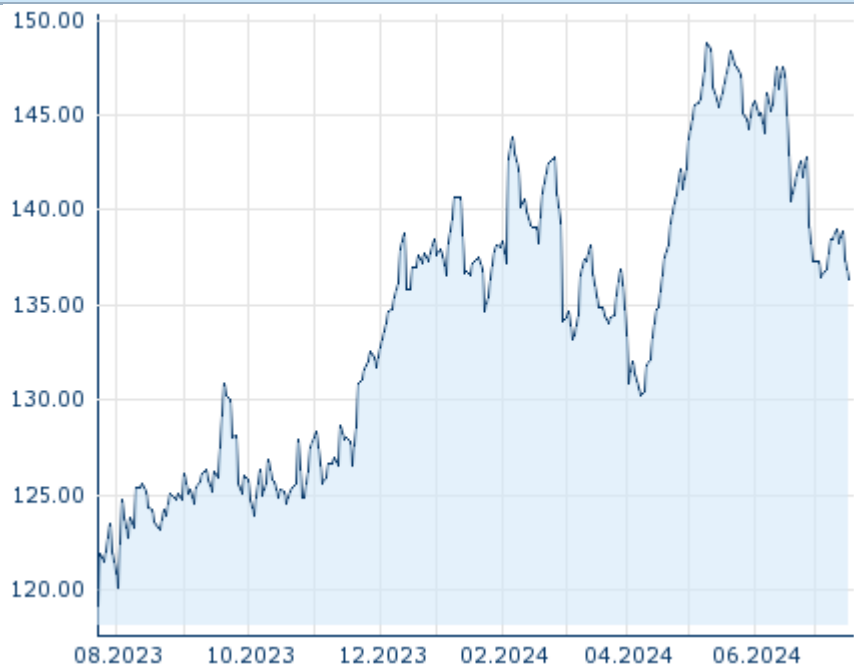
Bid (Bid size)	- EUR (-)
Ask (Ask size)	- EUR (-)
Open	136.3155 EUR
High	136.3155 EUR
Low	136.3155 EUR
Close (prev. day)	137.3843 EUR
Underlying	BEIERSDORF AG
Underlying price (date)	137.15 (24/07/17)
Settlement price (date)	136.32 (24/07/16)
Open Interest	0

Performance and Risk

	6m	1Y	3Y
Perf (%)	-0.33%	-	-
Perf (abs.)	-0.44	-	-
Beta	-	-	-
Volatility	15.56	-	-

Futures and Options

Related Futures	-
Related Options	-






















Information about previous performance does not guarantee future performance.
Source: FactSet

Price data

Ø price 5 days Ø volume 5 days (pcs.)	137.9499 EUR (0)
Ø price 30 days Ø volume 30 days (pcs.)	141.2082 EUR (0)
Ø price 100 days Ø volume 100 days (pcs.)	139.9647 EUR (0)
Ø price 250 days Ø volume 250 days (pcs.)	- EUR (-)
YTD High date	148.7891 EUR (2024/05/10)
YTD Low date	130.1864 EUR (2024/04/09)
52 Weeks High date	- EUR (-)
52 Weeks Low date	- EUR (-)

Recent Research

on underlying		on sector		on market	
Date				Headline	Download
2024/07/12				Global Equity Ratings	
2024/06/21				Global Equity Ratings	
2024/06/14				Global Equity Ratings	
2024/05/29				Global Equity Ratings	
2024/04/26				Global Equity Ratings	