

# HSBC HOLDINGS PLC FUTURE (HSBG) - EUX/202408

2024/07/26 18:35:24

Price  
**659.7127** GBP

Difference  0.63% (4.12)

### General attributes

Symbol	HSBGQ24
Exchange	Eurex
Currency	GBP
Security type	Future
Underlying	HSBC HOLDINGS PLC
Maturity	08-2024
Contract size	1,024

### Market data

Bid (Bid size)	- GBP (-)
Ask (Ask size)	- GBP (-)
Open	659.7127 GBP
High	659.7127 GBP
Low	659.7127 GBP
Close (prev. day)	655.5917 GBP
Underlying	HSBC HOLDINGS PLC
Underlying price (date)	665.20 (24/07/26)
Settlement price (date)	659.71 (24/07/26)
Open Interest	0

### Performance and Risk

	6m	1Y	3Y
Perf (%)	+9.45%	+1.69%	-
Perf (abs.)	+56.97	+10.95	-
Beta	-	-	-
Volatility	21.55	20.21	-

### Futures and Options

Related Futures	-
Related Options	-

5Y






Information about previous performance does not guarantee future performance.  
Source: FactSet

### Price data

Ø price 5 days   Ø volume 5 days (pcs.)	659.2868 GBP (0)
Ø price 30 days   Ø volume 30 days (pcs.)	673.3891 GBP (0)
Ø price 100 days   Ø volume 100 days (pcs.)	666.6820 GBP (0)
Ø price 250 days   Ø volume 250 days (pcs.)	629.6261 GBP (0)
YTD High   date	723.2961 GBP (2024/05/08)
YTD Low   date	572.6104 GBP (2024/02/21)
52 Weeks High   date	723.2961 GBP (2024/05/08)
52 Weeks Low   date	571.0475 GBP (2023/10/30)

### Recent Research

on underlying		on sector	
Date	Headline	Download	
2024/07/24	Global Equity Ratings		
2024/07/12	Global Equity Ratings		
2024/06/21	Global Equity Ratings		
2024/06/14	Global Equity Ratings		
2024/05/29	Global Equity Ratings	