

## SARTORIUS AG FUTURE (SRTF) - EUX/202408

2024/07/16 18:51:07

Price  
**242.9296** EURDifference  1.16% (2.78)

## General attributes

Symbol	SRTFQ24
Exchange	Eurex
Currency	EUR
Security type	Future
Underlying	SARTORIUS AG VZ
Maturity	08-2024
Contract size	100

## Market data

Bid (Bid size)	- EUR (-)
Ask (Ask size)	- EUR (-)
Open	242.9296 EUR
High	242.9296 EUR
Low	242.9296 EUR
Close (prev. day)	240.1465 EUR
Underlying	SARTORIUS AG VZ
Underlying price (date)	246.10 (24/07/17)
Settlement price (date)	242.93 (24/07/16)
Open Interest	0

## Performance and Risk

	6m	1Y	3Y
Perf (%)	-21.26%	-	-
Perf (abs.)	-65.57	-	-
Beta	-	-	-
Volatility	48.10	-	-

## Futures and Options

Related Futures	-
Related Options	-

5Y










Information about previous performance does not guarantee future performance.  
Source: FactSet

## Price data

Ø price 5 days   Ø volume 5 days (pcs.)	240.2445 EUR (0)
Ø price 30 days   Ø volume 30 days (pcs.)	233.4888 EUR (0)
Ø price 100 days   Ø volume 100 days (pcs.)	293.4033 EUR (0)
Ø price 250 days   Ø volume 250 days (pcs.)	- EUR (-)
YTD High   date	387.1211 EUR (2024/03/22)
YTD Low   date	210.7587 EUR (2024/06/19)
52 Weeks High   date	- EUR (-)
52 Weeks Low   date	- EUR (-)

## Recent Research

on sector		on market	
Date		Headline	Download
2024/07/12		Global Equity Ratings	
2024/06/21		Global Equity Ratings	
2024/06/14		Global Equity Ratings	
2024/05/29		Global Equity Ratings	
2024/04/26		Global Equity Ratings	