

PEPSICO INC. FUTURE (PEPF) - EUX/202408

2024/08/15 18:48:26

Price
172.4755 USDDifference  -0.47% (-0.82)

General attributes

Symbol	PEPFQ24
Exchange	Eurex
Currency	USD
Security type	Future
Underlying	PEPSICO INC.
Maturity	08-2024
Contract size	100

Market data

Bid (Bid size)	- USD (-)
Ask (Ask size)	- USD (-)
Open	172.4755 USD
High	172.4755 USD
Low	172.4755 USD
Close (prev. day)	173.2915 USD
Underlying	PEPSICO INC.
Underlying price (date)	172.52 (24/08/15)
Settlement price (date)	172.48 (24/08/15)
Open Interest	0

Performance and Risk

	6m	1Y	3Y
Perf (%)	+1.90%	-8.45%	-
Perf (abs.)	+3.21	-15.91	-
Beta	-	-	-
Volatility	16.43	15.72	-

Futures and Options

Related Futures	-
Related Options	-












5Y

Information about previous performance does not guarantee future performance.
Source: FactSet

Price data

Ø price 5 days Ø volume 5 days (pcs.)	172.1458 USD (0)
Ø price 30 days Ø volume 30 days (pcs.)	170.0515 USD (0)
Ø price 100 days Ø volume 100 days (pcs.)	172.3495 USD (0)
Ø price 250 days Ø volume 250 days (pcs.)	172.3668 USD (0)
YTD High date	183.8419 USD (2024/05/17)
YTD Low date	162.5348 USD (2024/07/09)
52 Weeks High date	188.6254 USD (2023/08/16)
52 Weeks Low date	162.3898 USD (2023/10/12)

Recent Research

on underlying	on sector	on market	
Date		Headline	Download
2024/08/12		Global Equity Ratings	
2024/07/24		Global Equity Ratings	
2024/07/12		Global Equity Ratings	
2024/06/21		Global Equity Ratings	
2024/06/14		Global Equity Ratings	