

AT & T INC. FUTURE (TFFF) - EUX/202408

2024/06/28 18:41:09

Price
18.905 USD

Difference  1.69% (0.31)

General attributes

Symbol	TFFFQ24
Exchange	Eurex
Currency	USD
Security type	Future
Underlying	AT&T INC.
Maturity	08-2024
Contract size	100

Market data

Bid (Bid size)	- USD (-)
Ask (Ask size)	- USD (-)
Open	18.905 USD
High	18.905 USD
Low	18.905 USD
Close (prev. day)	18.5908 USD
Underlying	AT&T INC.
Underlying price (date)	19.11 (24/06/28)
Settlement price (date)	18.91 (24/06/28)
Open Interest	0

Performance and Risk

	6m	1Y	3Y
Perf (%)	+14.44%	-	-
Perf (abs.)	+2.39	-	-
Beta	-	-	-
Volatility	18.45	-	-

Futures and Options

Related Futures	-
Related Options	-












5Y

Information about previous performance does not guarantee future performance.
Source: FactSet

Price data

Ø price 5 days Ø volume 5 days (pcs.)	18.627 USD (0)
Ø price 30 days Ø volume 30 days (pcs.)	17.832 USD (0)
Ø price 100 days Ø volume 100 days (pcs.)	17.175 USD (0)
Ø price 250 days Ø volume 250 days (pcs.)	- USD (-)
YTD High date	18.905 USD (2024/06/28)
YTD Low date	16.056 USD (2024/04/16)
52 Weeks High date	- USD (-)
52 Weeks Low date	- USD (-)

Recent Research

on underlying	on sector	on market	
Date		Headline	Download
2024/06/21		Global Equity Ratings	
2024/06/14		Global Equity Ratings	
2024/05/29		Global Equity Ratings	
2024/04/26		Global Equity Ratings	
2024/04/03		Global Equity Ratings	