

FEDEX CORP. FUTURE (FDXF) - EUX/202408

2024/07/16 18:50:18

Price
313.4675 USDDifference  2.38% (7.28)

General attributes

Symbol	FDXFQ24
Exchange	Eurex
Currency	USD
Security type	Future
Underlying	FEDEX CORP
Maturity	08-2024
Contract size	100

Market data

Bid (Bid size)	- USD (-)
Ask (Ask size)	- USD (-)
Open	313.4675 USD
High	313.4675 USD
Low	313.4675 USD
Close (prev. day)	306.1863 USD
Underlying	FEDEX CORP
Underlying price (date)	313.52 (24/07/16)
Settlement price (date)	313.47 (24/07/16)
Open Interest	0

Performance and Risk

	6m	1Y	3Y
Perf (%)	+24.63%	-	-
Perf (abs.)	+61.94	-	-
Beta	-	-	-
Volatility	30.19	-	-

Futures and Options

Related Futures	-
Related Options	-

5Y












Information about previous performance does not guarantee future performance.
Source: FactSet

Price data

Ø price 5 days Ø volume 5 days (pcs.)	302.8262 USD (0)
Ø price 30 days Ø volume 30 days (pcs.)	275.4204 USD (0)
Ø price 100 days Ø volume 100 days (pcs.)	267.1871 USD (0)
Ø price 250 days Ø volume 250 days (pcs.)	- USD (-)
YTD High date	313.4675 USD (2024/07/16)
YTD Low date	240.2080 USD (2024/02/16)
52 Weeks High date	- USD (-)
52 Weeks Low date	- USD (-)

Recent Research

on sector		on market	
Date		Headline	Download
2024/07/12		Global Equity Ratings	
2024/06/21		Global Equity Ratings	
2024/06/14		Global Equity Ratings	
2024/05/29		Global Equity Ratings	
2024/04/26		Global Equity Ratings	