

PROCTER & GAMBLE CO., THE FUTURE (PGFF) - EUX/202408

2024/08/15 18:48:26

Price
166.888 USD

Difference  -0.89% (-1.50)

General attributes

Symbol	PGFFQ24
Exchange	Eurex
Currency	USD
Security type	Future
Underlying	PROCTER & GAMBLE CO
Maturity	08-2024
Contract size	100

Market data

Bid (Bid size)	- USD (-)
Ask (Ask size)	- USD (-)
Open	166.888 USD
High	166.888 USD
Low	166.888 USD
Close (prev. day)	168.392 USD
Underlying	PROCTER & GAMBLE CO
Underlying price (date)	167.6554 (24/08/16)
Settlement price (date)	166.89 (24/08/15)
Open Interest	0

Performance and Risk

	6m	1Y	3Y
Perf (%)	+4.48%	+3.73%	-
Perf (abs.)	+7.16	+6.00	-
Beta	-	-	-
Volatility	14.92	15.31	-

Futures and Options

Related Futures	-
Related Options	-

5Y












Information about previous performance does not guarantee future performance.
Source: FactSet

Price data

Ø price 5 days Ø volume 5 days (pcs.)	168.074 USD (0)
Ø price 30 days Ø volume 30 days (pcs.)	167.370 USD (0)
Ø price 100 days Ø volume 100 days (pcs.)	165.372 USD (0)
Ø price 250 days Ø volume 250 days (pcs.)	159.288 USD (0)
YTD High date	171.651 USD (2024/08/07)
YTD Low date	149.118 USD (2024/01/18)
52 Weeks High date	171.651 USD (2024/08/07)
52 Weeks Low date	145.097 USD (2023/10/09)

Recent Research

on underlying	on sector	on market	
Date		Headline	Download
2024/08/12		Global Equity Ratings	
2024/07/24		Global Equity Ratings	
2024/07/12		Global Equity Ratings	
2024/06/21		Global Equity Ratings	
2024/06/14		Global Equity Ratings	