


# GOLDMAN SACHS GROUP INC. FUTURE (GOSF) - EUX/202408

--
Price
-
Difference  -- (-)

General attributes	
Symbol	GOSFQ24
Exchange	Eurex
Currency	-
Security type	Future
Underlying	GOLDMAN SACHS GROUP INC
Maturity	08-2024
Contract size	100

Market data	
Bid (Bid size)	-- (-)
Ask (Ask size)	-- (-)
Open	-
High	-
Low	-
Close (prev. day)	-
Underlying	GOLDMAN SACHS GROUP INC
Underlying price (date)	-- (-)
Settlement price (date)	-- (-)
Open Interest	-

Performance and Risk			
	6m	1Y	3Y
Perf (%)	+36.04%	-	-
Perf (abs.)	+115.02	-	-
Beta	-	-	-
Volatility	24.16	-	-




Futures and Options	
Related Futures	-
Related Options	-



Information about previous performance does not guarantee future performance.  
Source: FactSet

Price data	
Ø price 5 days   Ø volume 5 days (pcs.)	430.98 - (0)
Ø price 30 days   Ø volume 30 days (pcs.)	415.01 - (0)
Ø price 100 days   Ø volume 100 days (pcs.)	396.96 - (0)
Ø price 250 days   Ø volume 250 days (pcs.)	-- (-)
YTD High   date	436.54 - (2024/04/29)
YTD Low   date	381.84 - (2024/01/18)
52 Weeks High   date	-- (-)
52 Weeks Low   date	-- (-)

### Recent Research

on sector		on market	
Date		Headline	Download
2024/05/03		Akiové trhy - denní zpráva	
2024/05/02		Akiové trhy - denní zpráva	
2024/04/30		Akiové trhy - denní zpráva	
2024/04/29		Akiové trhy - denní zpráva	
2024/04/26		Global Equity Ratings	