

COSTCO WHOLESALE CORP. FUTURE (COSF) - EUX/202408

2024/07/16 18:50:06

Price
846.8741 USD

Difference  -1.39% (-11.91)

General attributes

Symbol	COSFQ24
Exchange	Eurex
Currency	USD
Security type	Future
Underlying	COSTCO WHOLESALE
Maturity	08-2024
Contract size	100

Market data

Bid (Bid size)	- USD (-)
Ask (Ask size)	- USD (-)
Open	846.8741 USD
High	846.8741 USD
Low	846.8741 USD
Close (prev. day)	858.7836 USD
Underlying	COSTCO WHOLESALE
Underlying price (date)	850.77 (24/07/16)
Settlement price (date)	846.87 (24/07/16)
Open Interest	0

Performance and Risk

	6m	1Y	3Y
Perf (%)	+21.02%	-	-
Perf (abs.)	+147.12	-	-
Beta	-	-	-
Volatility	19.95	-	-

Futures and Options

Related Futures	-
Related Options	-

5Y











Information about previous performance does not guarantee future performance.
Source: FactSet

Price data

Ø price 5 days Ø volume 5 days (pcs.)	860.6703 USD (0)
Ø price 30 days Ø volume 30 days (pcs.)	862.5829 USD (0)
Ø price 100 days Ø volume 100 days (pcs.)	792.9723 USD (0)
Ø price 250 days Ø volume 250 days (pcs.)	- USD (-)
YTD High date	896.0825 USD (2024/07/09)
YTD Low date	664.2471 USD (2024/01/04)
52 Weeks High date	- USD (-)
52 Weeks Low date	- USD (-)

Recent Research

on sector		on market	
Date		Headline	Download
2024/07/12		Global Equity Ratings	
2024/06/21		Global Equity Ratings	
2024/06/14		Global Equity Ratings	
2024/05/29		Global Equity Ratings	
2024/04/26		Global Equity Ratings	