

# HONEYWELL INTERNATIONAL INC. FUTURE (HONF) - EUX/202408

2024/08/15 18:48:09

Price  
**197.5511** USD

Difference  1.22% (2.37)

### General attributes

|               |                              |
|---------------|------------------------------|
| Symbol        | HONFQ24                      |
| Exchange      | Eurex                        |
| Currency      | USD                          |
| Security type | Future                       |
| Underlying    | HONEYWELL INTERNATIONAL INC. |
| Maturity      | 08-2024                      |
| Contract size | 100                          |

### Market data

|                         |                              |
|-------------------------|------------------------------|
| Bid (Bid size)          | - USD (-)                    |
| Ask (Ask size)          | - USD (-)                    |
| Open                    | 197.5511 USD                 |
| High                    | 197.5511 USD                 |
| Low                     | 197.5511 USD                 |
| Close (prev. day)       | 195.1789 USD                 |
| Underlying              | HONEYWELL INTERNATIONAL INC. |
| Underlying price (date) | 197.96 (24/08/16)            |
| Settlement price (date) | 197.55 (24/08/15)            |
| Open Interest           | 0                            |

### Performance and Risk

|             | 6m     | 1Y     | 3Y |
|-------------|--------|--------|----|
| Perf (%)    | -1.34% | +1.48% | -  |
| Perf (abs.) | -2.68  | +2.88  | -  |
| Beta        | -      | -      | -  |
| Volatility  | 17.34  | 16.95  | -  |

### Futures and Options

|                 |   |
|-----------------|---|
| Related Futures | - |
| Related Options | - |

5Y







Information about previous performance does not guarantee future performance.  
Source: FactSet

### Price data

|   |                           |
|---|---------------------------|
| Ø price 5 days   Ø volume 5 days (pcs.)     | 196.2480 USD (0)          |
| Ø price 30 days   Ø volume 30 days (pcs.)   | 207.4384 USD (0)          |
| Ø price 100 days   Ø volume 100 days (pcs.) | 205.6247 USD (0)          |
| Ø price 250 days   Ø volume 250 days (pcs.) | 201.6914 USD (0)          |
| YTD High   date                             | 221.2620 USD (2024/07/18) |
| YTD Low   date                              | 192.7396 USD (2024/04/17) |
| 52 Weeks High   date                        | 221.2620 USD (2024/07/18) |
| 52 Weeks Low   date                         | 181.5053 USD (2023/10/26) |

### Recent Research

| on sector  |   | on market             |   |
|------------|---|-----------------------|---|
| Date       |   | Headline              | Download  |
| 2024/08/12 |  | Global Equity Ratings |  |
| 2024/07/24 |  | Global Equity Ratings |  |
| 2024/07/12 |  | Global Equity Ratings |  |
| 2024/06/21 |  | Global Equity Ratings |  |
| 2024/06/14 |  | Global Equity Ratings |  |