

AMGEN INC. FUTURE (AMGF) - EUX/202408

2024/05/17 19:04:43

Price
312.69 USD
 Difference  **-0.87% (-2.74)**

General attributes

Symbol	AMGFQ24
Exchange	Eurex
Currency	USD
Security type	Future
Underlying	AMGEN INC.
Maturity	08-2024
Contract size	100

Market data

Bid (Bid size)	- USD (-)
Ask (Ask size)	- USD (-)
Open	312.69 USD
High	312.69 USD
Low	312.69 USD
Close (prev. day)	315.4253 USD
Underlying	AMGEN INC.
Underlying price (date)	312.425 (24/05/17)
Settlement price (date)	312.69 (24/05/17)
Open Interest	0

Performance and Risk

	6m	1Y	3Y
Perf (%)	+14.32%	-	-
Perf (abs.)	+39.50	-	-
Beta	-	-	-
Volatility	29.27	-	-

Futures and Options

Related Futures	-
Related Options	-










Information about previous performance does not guarantee future performance.
 Source: FactSet

Price data

Ø price 5 days Ø volume 5 days (pcs.)	312.97 USD (0)
Ø price 30 days Ø volume 30 days (pcs.)	283.50 USD (0)
Ø price 100 days Ø volume 100 days (pcs.)	291.11 USD (0)
Ø price 250 days Ø volume 250 days (pcs.)	- USD (-)
YTD High date	325.21 USD (2024/02/02)
YTD Low date	264.19 USD (2024/04/17)
52 Weeks High date	- USD (-)
52 Weeks Low date	- USD (-)

Recent Research

on underlying	on sector	on market	
Date		Headline	Download
2024/04/26		Global Equity Ratings	
2024/04/03		Global Equity Ratings	
2024/03/13		Global Equity Ratings	
2024/02/22		Global Equity Ratings	
2024/02/14		Global Equity Ratings	