

NESTLÉ S.A. FUTURE (NESG) - EUX/202408

2024/08/15 18:48:22

Price
89.283 CHF

Difference  **-0.03% (-0.02)**

General attributes

Symbol	NESGQ24
Exchange	Eurex
Currency	CHF
Security type	Future
Underlying	NESTLÉ SA
Maturity	08-2024
Contract size	100

Market data

Bid (Bid size)	- CHF (-)
Ask (Ask size)	- CHF (-)
Open	89.283 CHF
High	89.283 CHF
Low	89.283 CHF
Close (prev. day)	89.306 CHF
Underlying	NESTLÉ SA
Underlying price (date)	89.82 (24/08/16)
Settlement price (date)	89.28 (24/08/15)
Open Interest	0

Performance and Risk

	6m	1Y	3Y
Perf (%)	-7.58%	-12.72%	-
Perf (abs.)	-7.32	-13.02	-
Beta	-	-	-
Volatility	18.10	16.63	-

Futures and Options

Related Futures	-
Related Options	-










Information about previous performance does not guarantee future performance.
Source: FactSet

Price data

Ø price 5 days Ø volume 5 days (pcs.)	88.990 CHF (0)
Ø price 30 days Ø volume 30 days (pcs.)	91.018 CHF (0)
Ø price 100 days Ø volume 100 days (pcs.)	93.036 CHF (0)
Ø price 250 days Ø volume 250 days (pcs.)	96.121 CHF (0)
YTD High date	98.657 CHF (2024/02/05)
YTD Low date	87.313 CHF (2024/08/05)
52 Weeks High date	107.302 CHF (2023/09/21)
52 Weeks Low date	87.313 CHF (2024/08/05)

Recent Research

on underlying	on sector	on market	
Date		Headline	Download
2024/08/12		Global Equity Ratings	
2024/07/24		Global Equity Ratings	
2024/07/12		Global Equity Ratings	
2024/06/21		Global Equity Ratings	
2024/06/14		Global Equity Ratings	