

# NESTLÉ S.A. FUTURE (NESG) - EUX/202408

2024/07/11 19:04:24

Price  
**93.7775** CHF

Difference  0.38% (0.36)

### General attributes

Symbol	NESGQ24
Exchange	Eurex
Currency	CHF
Security type	Future
Underlying	NESTLÉ SA
Maturity	08-2024
Contract size	100

### Market data

Bid (Bid size)	- CHF (-)
Ask (Ask size)	- CHF (-)
Open	93.7775 CHF
High	93.7775 CHF
Low	93.7775 CHF
Close (prev. day)	93.4218 CHF
Underlying	NESTLÉ SA
Underlying price (date)	93.66 (24/07/11)
Settlement price (date)	93.78 (24/07/11)
Open Interest	0

### Performance and Risk

	6m	1Y	3Y
Perf (%)	-3.50%	-	-
Perf (abs.)	-3.39	-	-
Beta	-	-	-
Volatility	17.34	-	-

### Futures and Options

Related Futures	-
Related Options	-

5Y












Information about previous performance does not guarantee future performance.  
Source: FactSet

### Price data

Ø price 5 days   Ø volume 5 days (pcs.)	92.9743 CHF (0)
Ø price 30 days   Ø volume 30 days (pcs.)	94.6389 CHF (0)
Ø price 100 days   Ø volume 100 days (pcs.)	93.6022 CHF (0)
Ø price 250 days   Ø volume 250 days (pcs.)	- CHF (-)
YTD High   date	98.6568 CHF (2024/02/05)
YTD Low   date	90.2208 CHF (2024/02/29)
52 Weeks High   date	- CHF (-)
52 Weeks Low   date	- CHF (-)

### Recent Research

on underlying	on sector	on market	
Date		Headline	Download
2024/06/21		Global Equity Ratings	
2024/06/14		Global Equity Ratings	
2024/05/29		Global Equity Ratings	
2024/04/26		Global Equity Ratings	
2024/04/03		Global Equity Ratings	