

## BANK OF AMERICA CORP. FUTURE (BACF) - EUX/202408

2024/07/26 18:34:54

Price  
**41.7415** USDDifference  -1.23% (-0.52)

## General attributes

Symbol	BACFQ24
Exchange	Eurex
Currency	USD
Security type	Future
Underlying	BANK OF AMERICA CORP.
Maturity	08-2024
Contract size	100

## Market data

Bid (Bid size)	- USD (-)
Ask (Ask size)	- USD (-)
Open	41.7415 USD
High	41.7415 USD
Low	41.7415 USD
Close (prev. day)	42.2601 USD
Underlying	BANK OF AMERICA CORP.
Underlying price (date)	41.67 (24/07/26)
Settlement price (date)	41.74 (24/07/26)
Open Interest	0

## Performance and Risk

	6m	1Y	3Y
Perf (%)	+22.65%	+25.30%	-
Perf (abs.)	+7.71	+8.43	-
Beta	-	-	-
Volatility	22.10	24.72	-

## Futures and Options

Related Futures	-
Related Options	-











5Y

Information about previous performance does not guarantee future performance.  
Source: FactSet

## Price data

Ø price 5 days   Ø volume 5 days (pcs.)	42.4382 USD (0)
Ø price 30 days   Ø volume 30 days (pcs.)	41.3803 USD (0)
Ø price 100 days   Ø volume 100 days (pcs.)	39.1240 USD (0)
Ø price 250 days   Ø volume 250 days (pcs.)	34.2916 USD (0)
YTD High   date	44.4931 USD (2024/07/17)
YTD Low   date	32.0806 USD (2024/01/18)
52 Weeks High   date	44.4931 USD (2024/07/17)
52 Weeks Low   date	25.8490 USD (2023/10/30)

## Recent Research

on underlying	on sector	on market	
Date		Headline	Download
2024/07/24		Global Equity Ratings	
2024/07/12		Global Equity Ratings	
2024/06/21		Global Equity Ratings	
2024/06/14		Global Equity Ratings	
2024/05/29		Global Equity Ratings	