

3M CO. FUTURE (MMMF) - EUX/202408

2024/07/16 18:50:42

Price
103.2882 USD

Difference  -1.32% (-1.38)

General attributes

Symbol	MMMFQ24
Exchange	Eurex
Currency	USD
Security type	Future
Underlying	3M COMPANY
Maturity	08-2024
Contract size	100

Market data

Bid (Bid size)	- USD (-)
Ask (Ask size)	- USD (-)
Open	103.2882 USD
High	103.2882 USD
Low	103.2882 USD
Close (prev. day)	104.6714 USD
Underlying	3M COMPANY
Underlying price (date)	103.31 (24/07/16)
Settlement price (date)	103.29 (24/07/16)
Open Interest	0

Performance and Risk

	6m	1Y	3Y
Perf (%)	-3.56%	-	-
Perf (abs.)	-3.86	-	-
Beta	-	-	-
Volatility	34.70	-	-

Futures and Options

Related Futures	-
Related Options	-

5Y











Information about previous performance does not guarantee future performance.
 Source: FactSet

Price data

Ø price 5 days Ø volume 5 days (pcs.)	103.0174 USD (0)
Ø price 30 days Ø volume 30 days (pcs.)	102.0390 USD (0)
Ø price 100 days Ø volume 100 days (pcs.)	98.8871 USD (0)
Ø price 250 days Ø volume 250 days (pcs.)	- USD (-)
YTD High date	110.8144 USD (2024/01/02)
YTD Low date	90.6153 USD (2024/04/16)
52 Weeks High date	- USD (-)
52 Weeks Low date	- USD (-)

Recent Research

on underlying	on sector	on market		
Date			Headline	Download
2023/06/06			Global Equity Ratings	
2023/06/01			Global Equity Ratings	
2023/05/24			Global Equity Ratings	
2023/05/03			Global Equity Ratings	
2023/04/25			Global Equity Ratings	