

# BASF SE FUTURE (BASG) - EUX/202408

2024/07/26 18:34:55

Price  
**43.8366** EUR

Difference  -2.32% (-1.04)

### General attributes

Symbol	BASGQ24
Exchange	Eurex
Currency	EUR
Security type	Future
Underlying	BASF SE
Maturity	08-2024
Contract size	100

### Market data

Bid (Bid size)	- EUR (-)
Ask (Ask size)	- EUR (-)
Open	43.8366 EUR
High	43.8366 EUR
Low	43.8366 EUR
Close (prev. day)	44.8789 EUR
Underlying	BASF SE
Underlying price (date)	43.735 (24/07/26)
Settlement price (date)	43.84 (24/07/26)
Open Interest	0

### Performance and Risk

	6m	1Y	3Y
Perf (%)	-0.18%	-6.70%	-
Perf (abs.)	-0.08	-3.15	-
Beta	-	-	-
Volatility	21.13	22.74	-

### Futures and Options

Related Futures	-
Related Options	-

5Y












Information about previous performance does not guarantee future performance.  
Source: FactSet

### Price data

Ø price 5 days   Ø volume 5 days (pcs.)	44.6894 EUR (0)
Ø price 30 days   Ø volume 30 days (pcs.)	45.0390 EUR (0)
Ø price 100 days   Ø volume 100 days (pcs.)	47.8927 EUR (0)
Ø price 250 days   Ø volume 250 days (pcs.)	45.3046 EUR (0)
YTD High   date	52.9974 EUR (2024/04/04)
YTD Low   date	41.0435 EUR (2024/01/22)
52 Weeks High   date	52.9974 EUR (2024/04/04)
52 Weeks Low   date	39.6359 EUR (2023/10/25)

### Recent Research

on underlying	on sector	on market	
Date		Headline	Download
2024/07/24		Global Equity Ratings	
2024/07/12		Global Equity Ratings	
2024/06/21		Global Equity Ratings	
2024/06/14		Global Equity Ratings	
2024/05/29		Global Equity Ratings	