

BASF SE FUTURE (BASG) - EUX/202408

2024/05/02 18:23:10

Price
49.1945 EUR

Difference  -1.06% (-0.53)

General attributes

Symbol	BASGQ24
Exchange	Eurex
Currency	EUR
Security type	Future
Underlying	BASF SE
Maturity	08-2024
Contract size	100

Market data

Bid (Bid size)	- EUR (-)
Ask (Ask size)	- EUR (-)
Open	49.1945 EUR
High	49.1945 EUR
Low	49.1945 EUR
Close (prev. day)	49.7208 EUR
Underlying	BASF SE
Underlying price (date)	48.50 (24/05/03)
Settlement price (date)	49.19 (24/05/02)
Open Interest	0

Performance and Risk

	6m	1Y	3Y
Perf (%)	+16.25%	-	-
Perf (abs.)	+6.88	-	-
Beta	-	-	-
Volatility	22.69	-	-

Futures and Options

Related Futures	-
Related Options	-

5Y












Information about previous performance does not guarantee future performance.
Source: FactSet

Price data

Ø price 5 days Ø volume 5 days (pcs.)	49.3667 EUR (0)
Ø price 30 days Ø volume 30 days (pcs.)	50.2326 EUR (0)
Ø price 100 days Ø volume 100 days (pcs.)	46.3690 EUR (0)
Ø price 250 days Ø volume 250 days (pcs.)	- EUR (-)
YTD High date	52.9974 EUR (2024/04/04)
YTD Low date	41.0435 EUR (2024/01/22)
52 Weeks High date	- EUR (-)
52 Weeks Low date	- EUR (-)

Recent Research

on underlying	on sector	on market	
Date		Headline	Download
2024/04/26		Global Equity Ratings	
2024/04/03		Global Equity Ratings	
2024/03/13		Global Equity Ratings	
2024/02/22		Global Equity Ratings	
2024/02/14		Global Equity Ratings	