

# CHEVRON CORP. FUTURE (CVXF) - EUX/202408

2024/05/17 19:04:51

Price  
**162.5967** USD

Difference  0.45% (0.72)

### General attributes

Symbol	CVXFQ24
Exchange	Eurex
Currency	USD
Security type	Future
Underlying	CHEVRON CORPORATION
Maturity	08-2024
Contract size	100

### Market data

Bid (Bid size)	- USD (-)
Ask (Ask size)	- USD (-)
Open	162.5967 USD
High	162.5967 USD
Low	162.5967 USD
Close (prev. day)	161.8726 USD
Underlying	CHEVRON CORPORATION
Underlying price (date)	162.67 (24/05/17)
Settlement price (date)	162.60 (24/05/17)
Open Interest	0

### Performance and Risk

	6m	1Y	3Y
Perf (%)	+10.96%	-	-
Perf (abs.)	+16.05	-	-
Beta	-	-	-
Volatility	18.65	-	-

### Futures and Options

Related Futures	-
Related Options	-












Information about previous performance does not guarantee future performance.  
Source: FactSet

### Price data

Ø price 5 days   Ø volume 5 days (pcs.)	163.5694 USD (0)
Ø price 30 days   Ø volume 30 days (pcs.)	162.7999 USD (0)
Ø price 100 days   Ø volume 100 days (pcs.)	155.9270 USD (0)
Ø price 250 days   Ø volume 250 days (pcs.)	- USD (-)
YTD High   date	167.1582 USD (2024/04/29)
YTD Low   date	142.5143 USD (2024/01/19)
52 Weeks High   date	- USD (-)
52 Weeks Low   date	- USD (-)

### Recent Research

on underlying	on sector	on market	
Date		Headline	Download
2024/04/26		Global Equity Ratings	
2024/04/03		Global Equity Ratings	
2024/03/13		Global Equity Ratings	
2024/02/22		Global Equity Ratings	
2024/02/14		Global Equity Ratings	