

ADIDAS AG FUTURE (ADSG) - EUX/202408

2024/07/11 19:04:03

Price
226.6988 EURDifference  2.02% (4.49)

General attributes

Symbol	ADSGQ24
Exchange	Eurex
Currency	EUR
Security type	Future
Underlying	ADIDAS AG
Maturity	08-2024
Contract size	100

Market data

Bid (Bid size)	- EUR (-)
Ask (Ask size)	- EUR (-)
Open	226.6988 EUR
High	226.6988 EUR
Low	226.6988 EUR
Close (prev. day)	222.2054 EUR
Underlying	ADIDAS AG
Underlying price (date)	225.80 (24/07/11)
Settlement price (date)	226.70 (24/07/11)
Open Interest	0

Performance and Risk

	6m	1Y	3Y
Perf (%)	+24.98%	-	-
Perf (abs.)	+45.31	-	-
Beta	-	-	-
Volatility	26.58	-	-

Futures and Options

Related Futures	-
Related Options	-











Information about previous performance does not guarantee future performance.
Source: FactSet

Price data

Ø price 5 days Ø volume 5 days (pcs.)	221.3959 EUR (0)
Ø price 30 days Ø volume 30 days (pcs.)	224.6853 EUR (0)
Ø price 100 days Ø volume 100 days (pcs.)	215.6353 EUR (0)
Ø price 250 days Ø volume 250 days (pcs.)	- EUR (-)
YTD High date	234.7047 EUR (2024/06/03)
YTD Low date	167.9841 EUR (2024/01/19)
52 Weeks High date	- EUR (-)
52 Weeks Low date	- EUR (-)

Recent Research

on underlying	on sector	on market	
Date		Headline	Download
2024/06/21		Global Equity Ratings	
2024/06/14		Global Equity Ratings	
2024/05/29		Global Equity Ratings	
2024/04/26		Global Equity Ratings	
2024/04/03		Global Equity Ratings	