

OUTOKUMPU OY FUTURE (OUTF) - EUX/202408

2024/08/07 18:43:25

Price
3.2812 EUR

Difference  2.43% (0.08)

General attributes

Symbol	OUTFQ24
Exchange	Eurex
Currency	EUR
Security type	Future
Underlying	OUTOKUMPU OYJ
Maturity	08-2024
Contract size	100

Market data

Bid (Bid size)	- EUR (-)
Ask (Ask size)	- EUR (-)
Open	3.2812 EUR
High	3.2812 EUR
Low	3.2812 EUR
Close (prev. day)	3.2034 EUR
Underlying	OUTOKUMPU OYJ
Underlying price (date)	3.278 (24/08/07)
Settlement price (date)	3.28 (24/08/07)
Open Interest	0

Performance and Risk

	6m	1Y	3Y
Perf (%)	-19.17%	-29.15%	-
Perf (abs.)	-0.76	-1.32	-
Beta	-	-	-
Volatility	23.51	26.57	-

Futures and Options

Related Futures	-
Related Options	-











5Y

Information about previous performance does not guarantee future performance.
Source: FactSet

Price data

Ø price 5 days Ø volume 5 days (pcs.)	3.2517 EUR (0)
Ø price 30 days Ø volume 30 days (pcs.)	3.3642 EUR (0)
Ø price 100 days Ø volume 100 days (pcs.)	3.6526 EUR (0)
Ø price 250 days Ø volume 250 days (pcs.)	3.8617 EUR (0)
YTD High date	4.2470 EUR (2024/01/02)
YTD Low date	3.2034 EUR (2024/08/06)
52 Weeks High date	4.5591 EUR (2023/08/10)
52 Weeks Low date	3.2034 EUR (2024/08/06)

Recent Research

on sector		on market	
Date		Headline	Download
2024/07/24		Global Equity Ratings	
2024/07/12		Global Equity Ratings	
2024/06/21		Global Equity Ratings	
2024/06/14		Global Equity Ratings	
2024/05/29		Global Equity Ratings	