

UNITEDHEALTH GROUP INC. FUTURE (UNHF) - EUX/202408

2024/08/15 18:48:41

Price
576.446 USD

Difference  -0.32% (-1.84)

General attributes

Symbol	UNHFQ24
Exchange	Eurex
Currency	USD
Security type	Future
Underlying	UNITEDHEALTH GROUP INC.
Maturity	08-2024
Contract size	100

Market data

Bid (Bid size)	- USD (-)
Ask (Ask size)	- USD (-)
Open	576.446 USD
High	576.446 USD
Low	576.446 USD
Close (prev. day)	578.2857 USD
Underlying	UNITEDHEALTH GROUP INC.
Underlying price (date)	579.61 (24/08/15)
Settlement price (date)	576.45 (24/08/15)
Open Interest	0

Performance and Risk

	6m	1Y	3Y
Perf (%)	+8.75%	+8.31%	-
Perf (abs.)	+46.37	+44.23	-
Beta	-	-	-
Volatility	26.94	23.76	-

Futures and Options

Related Futures	-
Related Options	-











5Y

Information about previous performance does not guarantee future performance.
Source: FactSet

Price data

Ø price 5 days Ø volume 5 days (pcs.)	571.157 USD (0)
Ø price 30 days Ø volume 30 days (pcs.)	553.420 USD (0)
Ø price 100 days Ø volume 100 days (pcs.)	512.787 USD (0)
Ø price 250 days Ø volume 250 days (pcs.)	523.917 USD (0)
YTD High date	578.286 USD (2024/08/14)
YTD Low date	446.846 USD (2024/04/12)
52 Weeks High date	578.286 USD (2024/08/14)
52 Weeks Low date	446.846 USD (2024/04/12)

Recent Research

on underlying	on sector	on market	
Date		Headline	Download
2024/08/12		Global Equity Ratings	
2024/07/24		Global Equity Ratings	
2024/07/12		Global Equity Ratings	
2024/06/21		Global Equity Ratings	
2024/06/14		Global Equity Ratings	