

## UCB S.A. FUTURE (UNCF) - EUX/202408

2024/07/16 18:51:11

Price  
**143.1388** EURDifference  -0.85% (-1.22)

## General attributes

Symbol	UNCFQ24
Exchange	Eurex
Currency	EUR
Security type	Future
Underlying	UCB S.A.
Maturity	08-2024
Contract size	100

## Market data

Bid (Bid size)	- EUR (-)
Ask (Ask size)	- EUR (-)
Open	143.1388 EUR
High	143.1388 EUR
Low	143.1388 EUR
Close (prev. day)	144.3589 EUR
Underlying	UCB S.A.
Underlying price (date)	141.50 (24/07/17)
Settlement price (date)	143.14 (24/07/16)
Open Interest	0

## Performance and Risk

	6m	1Y	3Y
Perf (%)	+71.01%	-	-
Perf (abs.)	+59.44	-	-
Beta	-	-	-
Volatility	23.36	-	-

## Futures and Options

Related Futures	-
Related Options	-

5Y











Information about previous performance does not guarantee future performance.  
Source: FactSet

## Price data

Ø price 5 days   Ø volume 5 days (pcs.)	144.5346 EUR (0)
Ø price 30 days   Ø volume 30 days (pcs.)	139.1721 EUR (0)
Ø price 100 days   Ø volume 100 days (pcs.)	124.2198 EUR (0)
Ø price 250 days   Ø volume 250 days (pcs.)	- EUR (-)
YTD High   date	145.5932 EUR (2024/07/10)
YTD Low   date	79.9249 EUR (2024/01/02)
52 Weeks High   date	- EUR (-)
52 Weeks Low   date	- EUR (-)

## Recent Research

on sector		on market	
Date		Headline	Download
2024/07/12		Global Equity Ratings	
2024/06/21		Global Equity Ratings	
2024/06/14		Global Equity Ratings	
2024/05/29		Global Equity Ratings	
2024/04/26		Global Equity Ratings	