

# ASTRAZENECA PLC FUTURE (AZNF) - EUX/202408

2024/05/22 18:35:55

**Price**  
12,441.4755 GBP

**Difference**  -0.03% (-3.46)

### General attributes

Symbol	AZNFQ24
Exchange	Eurex
Currency	GBP
Security type	Future
Underlying	ASTRAZENECA PLC
Maturity	08-2024
Contract size	1,000

### Market data

Bid (Bid size)	- GBP (-)
Ask (Ask size)	- GBP (-)
Open	12,441.4755 GBP
High	12,441.4755 GBP
Low	12,441.4755 GBP
Close (prev. day)	12,444.9391 GBP
Underlying	ASTRAZENECA PLC
Underlying price (date)	12,360.00 (24/05/22)
Settlement price (date)	12,441.48 (24/05/22)
Open Interest	0

### Performance and Risk

	6m	1Y	3Y
Perf (%)	+20.15%	-	-
Perf (abs.)	+2,086.71	-	-
Beta	-	-	-
Volatility	22.09	-	-

### Futures and Options

Related Futures	-
Related Options	-












5Y

Information about previous performance does not guarantee future performance.  
Source: FactSet

### Price data

Ø price 5 days   Ø volume 5 days (pcs.)	12,265.8825 GBP (0)
Ø price 30 days   Ø volume 30 days (pcs.)	11,805.9321 GBP (0)
Ø price 100 days   Ø volume 100 days (pcs.)	10,896.8257 GBP (0)
Ø price 250 days   Ø volume 250 days (pcs.)	- GBP (-)
YTD High   date	12,471.4239 GBP (2024/05/10)
YTD Low   date	9,532.5088 GBP (2024/02/12)
52 Weeks High   date	- GBP (-)
52 Weeks Low   date	- GBP (-)

### Recent Research

on sector			
Date		Headline	Download
2024/04/26		Global Equity Ratings	
2024/04/03		Global Equity Ratings	
2024/03/13		Global Equity Ratings	
2024/02/22		Global Equity Ratings	
2024/02/14		Global Equity Ratings	