

## KONINKLIJKE DSM N.V. FUTURE (DSMF) - EUX/202408

2024/05/07 18:36:28

Price  
**104.8682** EURDifference  2.78% (2.84)

## General attributes

|               |                  |
|---------------|------------------|
| Symbol        | DSMFQ24          |
| Exchange      | Eurex            |
| Currency      | EUR              |
| Security type | Future           |
| Underlying    | DSM-FIRMENICH AG |
| Maturity      | 08-2024          |
| Contract size | 100              |

## Market data

|                         |                   |
|-------------------------|-------------------|
| Bid (Bid size)          | - EUR (-)         |
| Ask (Ask size)          | - EUR (-)         |
| Open                    | 104.8682 EUR      |
| High                    | 104.8682 EUR      |
| Low                     | 104.8682 EUR      |
| Close (prev. day)       | 102.0324 EUR      |
| Underlying              | DSM-FIRMENICH AG  |
| Underlying price (date) | 105.95 (24/05/07) |
| Settlement price (date) | 104.87 (24/05/07) |
| Open Interest           | 0                 |

## Performance and Risk

|             | 6m      | 1Y | 3Y |
|-------------|---------|----|----|
| Perf (%)    | +18.20% | -  | -  |
| Perf (abs.) | +16.15  | -  | -  |
| Beta        | -       | -  | -  |
| Volatility  | 28.53   | -  | -  |

## Futures and Options

|                 |   |
|-----------------|---|
| Related Futures | - |
| Related Options | - |












5Y

Information about previous performance does not guarantee future performance.  
Source: FactSet

## Price data

|   |                           |
|---|---------------------------|
| Ø price 5 days   Ø volume 5 days (pcs.)     | 103.3548 EUR (0)          |
| Ø price 30 days   Ø volume 30 days (pcs.)   | 103.4512 EUR (0)          |
| Ø price 100 days   Ø volume 100 days (pcs.) | 98.1852 EUR (0)           |
| Ø price 250 days   Ø volume 250 days (pcs.) | - EUR (-)                 |
| YTD High   date                             | 106.5935 EUR (2024/03/25) |
| YTD Low   date                              | 88.4416 EUR (2024/01/05)  |
| 52 Weeks High   date                        | - EUR (-)                 |
| 52 Weeks Low   date                         | - EUR (-)                 |

## Recent Research

| on sector  |   | on market             |   |
|------------|---|-----------------------|---|
| Date       |   | Headline              | Download  |
| 2024/04/26 |  | Global Equity Ratings |  |
| 2024/04/03 |  | Global Equity Ratings |  |
| 2024/03/13 |  | Global Equity Ratings |  |
| 2024/02/22 |  | Global Equity Ratings |  |
| 2024/02/14 |  | Global Equity Ratings |  |