

UNILEVER PLC FUTURE (UNIH) - EUX/202408

2024/07/26 18:36:02

Price
55.8449 EURDifference  1.30% (0.72)

General attributes

Symbol	UNIHQ24
Exchange	Eurex
Currency	EUR
Security type	Future
Underlying	UNILEVER PLC
Maturity	08-2024
Contract size	100

Market data

Bid (Bid size)	- EUR (-)
Ask (Ask size)	- EUR (-)
Open	55.8449 EUR
High	55.8449 EUR
Low	55.8449 EUR
Close (prev. day)	55.1293 EUR
Underlying	UNILEVER PLC
Underlying price (date)	4,741.00 (24/07/26)
Settlement price (date)	55.84 (24/07/26)
Open Interest	0

Performance and Risk

	6m	1Y	3Y
Perf (%)	+25.71%	+14.23%	-
Perf (abs.)	+11.42	+6.96	-
Beta	-	-	-
Volatility	17.10	14.92	-

Futures and Options

Related Futures	-
Related Options	-

5Y











Information about previous performance does not guarantee future performance.
Source: FactSet

Price data

Ø price 5 days Ø volume 5 days (pcs.)	53.7397 EUR (0)
Ø price 30 days Ø volume 30 days (pcs.)	52.2638 EUR (0)
Ø price 100 days Ø volume 100 days (pcs.)	48.9858 EUR (0)
Ø price 250 days Ø volume 250 days (pcs.)	46.8809 EUR (0)
YTD High date	55.8449 EUR (2024/07/26)
YTD Low date	42.8696 EUR (2024/01/22)
52 Weeks High date	55.8449 EUR (2024/07/26)
52 Weeks Low date	42.8696 EUR (2024/01/22)

Recent Research

on underlying		on sector	
Date		Headline	Download
2024/07/24		Global Equity Ratings	
2024/07/12		Global Equity Ratings	
2024/06/21		Global Equity Ratings	
2024/06/14		Global Equity Ratings	
2024/05/29		Global Equity Ratings	