

UNILEVER PLC FUTURE (UNIH) - EUX/202408

2024/06/28 18:41:12

Price
51.1325 EURDifference  -0.87% (-0.45)

General attributes

Symbol	UNIHQ24
Exchange	Eurex
Currency	EUR
Security type	Future
Underlying	UNILEVER PLC
Maturity	08-2024
Contract size	100

Market data

Bid (Bid size)	- EUR (-)
Ask (Ask size)	- EUR (-)
Open	51.1325 EUR
High	51.1325 EUR
Low	51.1325 EUR
Close (prev. day)	51.5807 EUR
Underlying	UNILEVER PLC
Underlying price (date)	4,345.00 (24/06/28)
Settlement price (date)	51.13 (24/06/28)
Open Interest	0

Performance and Risk

	6m	1Y	3Y
Perf (%)	+17.08%	-	-
Perf (abs.)	+7.46	-	-
Beta	-	-	-
Volatility	15.72	-	-

Futures and Options

Related Futures	-
Related Options	-











5Y

Information about previous performance does not guarantee future performance.
Source: FactSet

Price data

Ø price 5 days Ø volume 5 days (pcs.)	51.9002 EUR (0)
Ø price 30 days Ø volume 30 days (pcs.)	51.3334 EUR (0)
Ø price 100 days Ø volume 100 days (pcs.)	47.7647 EUR (0)
Ø price 250 days Ø volume 250 days (pcs.)	- EUR (-)
YTD High date	52.6865 EUR (2024/06/14)
YTD Low date	42.8696 EUR (2024/01/22)
52 Weeks High date	- EUR (-)
52 Weeks Low date	- EUR (-)

Recent Research

on underlying		on sector	
Date		Headline	Download
2024/06/21		Global Equity Ratings	
2024/06/14		Global Equity Ratings	
2024/05/29		Global Equity Ratings	
2024/04/26		Global Equity Ratings	
2024/04/03		Global Equity Ratings	