

## UNILEVER PLC FUTURE (UNIH) - EUX/202408

2024/06/24 18:55:23

Price  
**52.3623** EURDifference  0.16% (0.08)

## General attributes

Symbol	UNIHQ24
Exchange	Eurex
Currency	EUR
Security type	Future
Underlying	UNILEVER PLC
Maturity	08-2024
Contract size	100

## Market data

Bid (Bid size)	- EUR (-)
Ask (Ask size)	- EUR (-)
Open	52.3623 EUR
High	52.3623 EUR
Low	52.3623 EUR
Close (prev. day)	52.2792 EUR
Underlying	UNILEVER PLC
Underlying price (date)	4,437.00 (24/06/24)
Settlement price (date)	52.36 (24/06/24)
Open Interest	0

## Performance and Risk

	6m	1Y	3Y
Perf (%)	+20.05%	-	-
Perf (abs.)	+8.75	-	-
Beta	-	-	-
Volatility	15.68	-	-

## Futures and Options

Related Futures	-
Related Options	-

5Y












Information about previous performance does not guarantee future performance.  
Source: FactSet

## Price data

Ø price 5 days   Ø volume 5 days (pcs.)	52.3566 EUR (0)
Ø price 30 days   Ø volume 30 days (pcs.)	51.0867 EUR (0)
Ø price 100 days   Ø volume 100 days (pcs.)	47.5066 EUR (0)
Ø price 250 days   Ø volume 250 days (pcs.)	- EUR (-)
YTD High   date	52.6865 EUR (2024/06/14)
YTD Low   date	42.8696 EUR (2024/01/22)
52 Weeks High   date	- EUR (-)
52 Weeks Low   date	- EUR (-)

## Recent Research

on underlying		on sector	
Date		Headline	Download
2024/06/21		Global Equity Ratings	
2024/06/14		Global Equity Ratings	
2024/05/29		Global Equity Ratings	
2024/04/26		Global Equity Ratings	
2024/04/03		Global Equity Ratings	