

## UNILEVER PLC FUTURE (UNIH) - EUX/202408

2024/06/14 18:39:38

Price  
**52.6865** EURDifference  0.76% (0.40)

## General attributes

Symbol	UNIHQ24
Exchange	Eurex
Currency	EUR
Security type	Future
Underlying	UNILEVER PLC
Maturity	08-2024
Contract size	100

## Market data

Bid (Bid size)	- EUR (-)
Ask (Ask size)	- EUR (-)
Open	52.6865 EUR
High	52.6865 EUR
Low	52.6865 EUR
Close (prev. day)	52.2901 EUR
Underlying	UNILEVER PLC
Underlying price (date)	4,450.00 (24/06/14)
Settlement price (date)	52.69 (24/06/14)
Open Interest	0

## Performance and Risk

	6m	1Y	3Y
Perf (%)	+20.91%	-	-
Perf (abs.)	+9.11	-	-
Beta	-	-	-
Volatility	15.71	-	-

## Futures and Options

Related Futures	-
Related Options	-












Information about previous performance does not guarantee future performance.  
Source: FactSet

## Price data

Ø price 5 days   Ø volume 5 days (pcs.)	52.0541 EUR (0)
Ø price 30 days   Ø volume 30 days (pcs.)	50.4168 EUR (0)
Ø price 100 days   Ø volume 100 days (pcs.)	47.0153 EUR (0)
Ø price 250 days   Ø volume 250 days (pcs.)	- EUR (-)
YTD High   date	52.6865 EUR (2024/06/14)
YTD Low   date	42.8696 EUR (2024/01/22)
52 Weeks High   date	- EUR (-)
52 Weeks Low   date	- EUR (-)

## Recent Research

on underlying		on sector	
Date		Headline	Download
2024/06/14		Global Equity Ratings	
2024/05/29		Global Equity Ratings	
2024/04/26		Global Equity Ratings	
2024/04/03		Global Equity Ratings	
2024/03/13		Global Equity Ratings	