

UNILEVER PLC FUTURE (UNIH) - EUX/202408

2024/05/13 18:37:35

Price
49.834 EURDifference  0.74% (0.37)

General attributes

Symbol	UNIHQ24
Exchange	Eurex
Currency	EUR
Security type	Future
Underlying	UNILEVER PLC
Maturity	08-2024
Contract size	100

Market data

Bid (Bid size)	- EUR (-)
Ask (Ask size)	- EUR (-)
Open	49.834 EUR
High	49.834 EUR
Low	49.834 EUR
Close (prev. day)	49.4661 EUR
Underlying	UNILEVER PLC
Underlying price (date)	4,292.00 (24/05/14)
Settlement price (date)	49.83 (24/05/13)
Open Interest	0

Performance and Risk

	6m	1Y	3Y
Perf (%)	+10.84%	-	-
Perf (abs.)	+4.87	-	-
Beta	-	-	-
Volatility	15.83	-	-

Futures and Options

Related Futures	-
Related Options	-












5Y

Information about previous performance does not guarantee future performance.
Source: FactSet

Price data

Ø price 5 days Ø volume 5 days (pcs.)	49.208 EUR (0)
Ø price 30 days Ø volume 30 days (pcs.)	46.156 EUR (0)
Ø price 100 days Ø volume 100 days (pcs.)	45.375 EUR (0)
Ø price 250 days Ø volume 250 days (pcs.)	- EUR (-)
YTD High date	49.834 EUR (2024/05/13)
YTD Low date	42.870 EUR (2024/01/22)
52 Weeks High date	- EUR (-)
52 Weeks Low date	- EUR (-)

Recent Research

on underlying		on sector	
Date		Headline	Download
2024/04/26		Global Equity Ratings	
2024/04/03		Global Equity Ratings	
2024/03/13		Global Equity Ratings	
2024/02/22		Global Equity Ratings	
2024/02/14		Global Equity Ratings	