

# AIRBUS SE FUTURE (EADF) - EUX/202408

2024/08/16 18:59:48

Price  
**137.62** EUR

Difference  0.50% (0.69)

### General attributes

Symbol	EADFQ24
Exchange	Eurex
Currency	EUR
Security type	Future
Underlying	AIRBUS SE
Maturity	08-2024
Contract size	101

### Market data

Bid (Bid size)	- EUR (-)
Ask (Ask size)	- EUR (-)
Open	137.62 EUR
High	137.62 EUR
Low	137.62 EUR
Close (prev. day)	136.9346 EUR
Underlying	AIRBUS SE
Underlying price (date)	137.12 (24/08/16)
Settlement price (date)	137.62 (24/08/16)
Open Interest	0

### Performance and Risk

	6m	1Y	3Y
Perf (%)	-8.93%	+3.35%	-
Perf (abs.)	-13.43	+4.44	-
Beta	-	-	-
Volatility	25.81	22.61	-

### Futures and Options

Related Futures	-
Related Options	-

5Y











Information about previous performance does not guarantee future performance.  
Source: FactSet

### Price data

Ø price 5 days   Ø volume 5 days (pcs.)	134.86 EUR (0)
Ø price 30 days   Ø volume 30 days (pcs.)	133.51 EUR (0)
Ø price 100 days   Ø volume 100 days (pcs.)	149.69 EUR (0)
Ø price 250 days   Ø volume 250 days (pcs.)	144.75 EUR (0)
YTD High   date	172.73 EUR (2024/03/27)
YTD Low   date	128.99 EUR (2024/06/28)
52 Weeks High   date	172.73 EUR (2024/03/27)
52 Weeks Low   date	123.81 EUR (2023/10/20)

### Recent Research

on sector		on market	
Date		Headline	Download
2024/08/12		Global Equity Ratings	
2024/07/24		Global Equity Ratings	
2024/07/12		Global Equity Ratings	
2024/06/21		Global Equity Ratings	
2024/06/14		Global Equity Ratings	