

AIRBUS SE FUTURE (EADF) - EUX/202408

2024/05/29 18:45:07

Price
158.1802 EUR

Difference  **-1.09% (-1.75)**

General attributes

Symbol	EADFQ24
Exchange	Eurex
Currency	EUR
Security type	Future
Underlying	AIRBUS SE
Maturity	08-2024
Contract size	101

Market data

Bid (Bid size)	- EUR (-)
Ask (Ask size)	- EUR (-)
Open	158.1802 EUR
High	158.1802 EUR
Low	158.1802 EUR
Close (prev. day)	159.9312 EUR
Underlying	AIRBUS SE
Underlying price (date)	156.74 (24/05/29)
Settlement price (date)	158.18 (24/05/29)
Open Interest	0

Performance and Risk

	6m	1Y	3Y
Perf (%)	+14.74%	-	-
Perf (abs.)	+20.33	-	-
Beta	-	-	-
Volatility	18.37	-	-

Futures and Options

Related Futures	-
Related Options	-

5Y












Information about previous performance does not guarantee future performance.
Source: FactSet

Price data

Ø price 5 days Ø volume 5 days (pcs.)	160.5296 EUR (0)
Ø price 30 days Ø volume 30 days (pcs.)	160.9038 EUR (0)
Ø price 100 days Ø volume 100 days (pcs.)	157.7687 EUR (0)
Ø price 250 days Ø volume 250 days (pcs.)	- EUR (-)
YTD High date	172.7255 EUR (2024/03/27)
YTD Low date	138.8712 EUR (2024/01/03)
52 Weeks High date	- EUR (-)
52 Weeks Low date	- EUR (-)

Recent Research

on sector		on market	
Date		Headline	Download
2024/05/29		Global Equity Ratings	
2024/04/26		Global Equity Ratings	
2024/04/03		Global Equity Ratings	
2024/03/13		Global Equity Ratings	
2024/02/22		Global Equity Ratings	