

L'OREAL FUTURE (LORF) - EUX/202408

2024/07/26 18:35:32

Price
399.7261 EURDifference  1.63% (6.42)

General attributes

Symbol	LORFQ24
Exchange	Eurex
Currency	EUR
Security type	Future
Underlying	L'OREAL S.A.
Maturity	08-2024
Contract size	100

Market data

Bid (Bid size)	- EUR (-)
Ask (Ask size)	- EUR (-)
Open	399.7261 EUR
High	399.7261 EUR
Low	399.7261 EUR
Close (prev. day)	393.3045 EUR
Underlying	L'OREAL S.A.
Underlying price (date)	398.80 (24/07/26)
Settlement price (date)	399.73 (24/07/26)
Open Interest	0

Performance and Risk

	6m	1Y	3Y
Perf (%)	-10.94%	-4.48%	-
Perf (abs.)	-49.12	-18.76	-
Beta	-	-	-
Volatility	21.26	19.87	-

Futures and Options

Related Futures	-
Related Options	-

5Y











Information about previous performance does not guarantee future performance.
Source: FactSet

Price data

Ø price 5 days Ø volume 5 days (pcs.)	401.7097 EUR (0)
Ø price 30 days Ø volume 30 days (pcs.)	416.8762 EUR (0)
Ø price 100 days Ø volume 100 days (pcs.)	435.2912 EUR (0)
Ø price 250 days Ø volume 250 days (pcs.)	430.2026 EUR (0)
YTD High date	461.4812 EUR (2024/05/14)
YTD Low date	393.3045 EUR (2024/07/25)
52 Weeks High date	461.4812 EUR (2024/05/14)
52 Weeks Low date	387.4540 EUR (2023/10/20)

Recent Research

on underlying	on sector	on market	
Date		Headline	Download
2024/07/24		Global Equity Ratings	
2024/07/12		Global Equity Ratings	
2024/06/21		Global Equity Ratings	
2024/06/14		Global Equity Ratings	
2024/05/29		Global Equity Ratings	