

FERRARI N.V. FUTURE (RACF) - EUX/202408

2024/07/29 18:35:37

Price
377.6472 EUR

Difference  -0.96% (-3.65)

General attributes

Symbol	RACFQ24
Exchange	Eurex
Currency	EUR
Security type	Future
Underlying	FERRARI N.V.
Maturity	08-2024
Contract size	1,000

Market data

Bid (Bid size)	- EUR (-)
Ask (Ask size)	- EUR (-)
Open	377.6472 EUR
High	377.6472 EUR
Low	377.6472 EUR
Close (prev. day)	381.2995 EUR
Underlying	FERRARI N.V.
Underlying price (date)	377.00 (24/07/29)
Settlement price (date)	377.65 (24/07/29)
Open Interest	0

Performance and Risk

	6m	1Y	3Y
Perf (%)	+17.71%	+24.54%	-
Perf (abs.)	+56.82	+74.41	-
Beta	-	-	-
Volatility	24.31	22.83	-

Futures and Options

Related Futures	-
Related Options	-

5Y












Information about previous performance does not guarantee future performance.
Source: FactSet

Price data

Ø price 5 days Ø volume 5 days (pcs.)	381.9429 EUR (0)
Ø price 30 days Ø volume 30 days (pcs.)	389.6720 EUR (0)
Ø price 100 days Ø volume 100 days (pcs.)	390.9655 EUR (0)
Ø price 250 days Ø volume 250 days (pcs.)	348.7976 EUR (0)
YTD High date	410.3822 EUR (2024/03/27)
YTD Low date	310.7354 EUR (2024/01/23)
52 Weeks High date	410.3822 EUR (2024/03/27)
52 Weeks Low date	12.2715 EUR (2023/12/14)

Recent Research

on sector		on market	
Date		Headline	Download
2024/07/24		Global Equity Ratings	
2024/07/12		Global Equity Ratings	
2024/06/21		Global Equity Ratings	
2024/06/14		Global Equity Ratings	
2024/05/29		Global Equity Ratings	