

## ESH ACQUISITION CORP COM USD0.0001 CL A

ISIN: **US2964241044** WKN: **296424104**

## Overview

2024/07/17 22:30:00

Price

10.47 USD

Difference  -0.10% (-0.01)

## General attributes

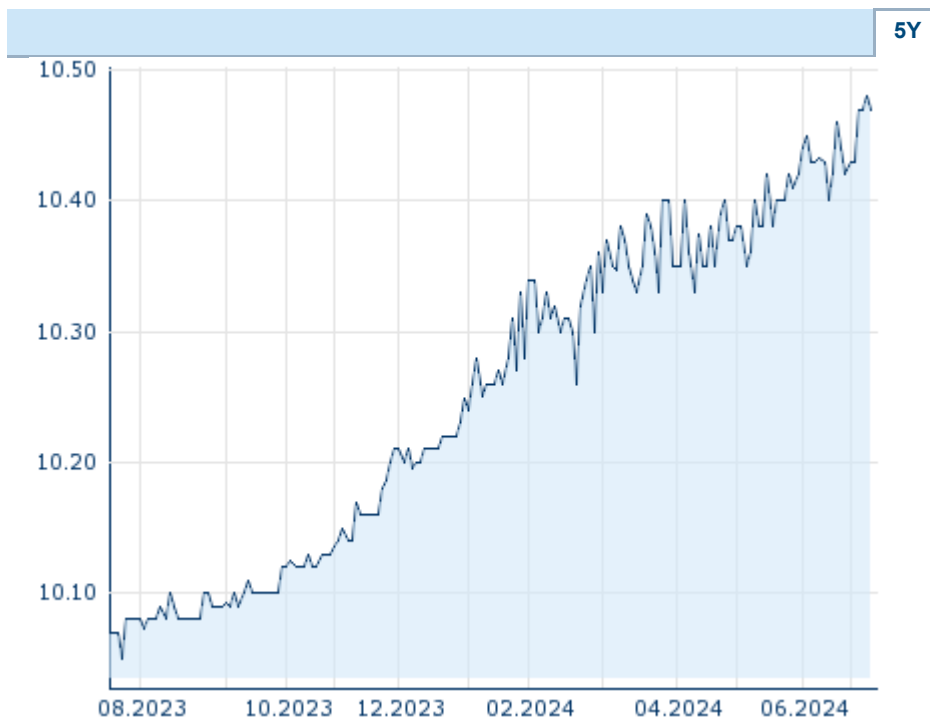
ISIN	US2964241044
Symbol	ESHA
Exchange	Nasdaq
Currency	USD
Sector	-
Security type	Stock
Market cap (m)	113 EUR
Benchmark	S&P 500

## Market data

Bid (Bid size)	10.45 USD (1,000)
Ask (Ask size)	10.50 USD (1,000)
Open	10.47 USD
High	10.47 USD
Low	10.47 USD
Close (prev. day)	10.48 USD
VWAP	10.47 USD
Volume (pcs)	249
Trading volume	2,609.40
Number of trades	7
Last size	-




## Futures and Options

Related Futures	-
Related Options	-



Information about previous performance does not guarantee future performance.  
Source: FactSet

## Recent research

on market		
Date	Headline	Download
2024/07/12	 Global Equity Ratings	
2024/07/08	 Akciové trhy - denní zpráva	
2024/07/03	 Global Strategy 3Q 2024	
2024/06/21	 Global Equity Ratings	
2024/05/29	 Global Equity Ratings	

## Details

2024/07/17 22:30:00

### Price

10.47 USD

**Difference** ▼ -0.10% (-0.01)

### General attributes

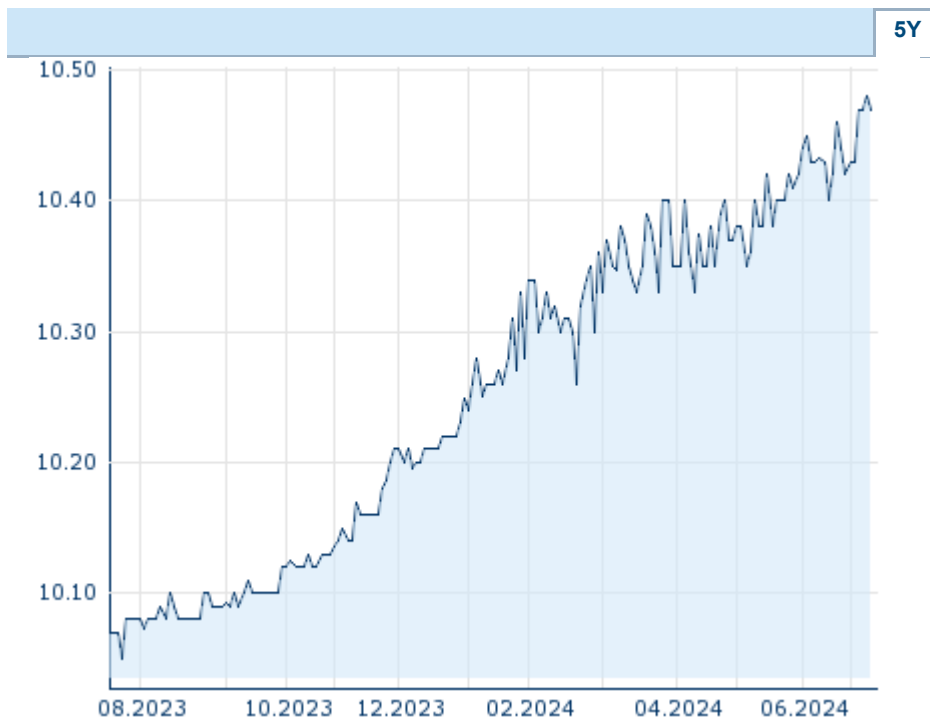
ISIN	US2964241044
Symbol	ESHA
Exchange	Nasdaq
Currency	USD
Sector	-
Security type	Stock
Market cap (m)	113 EUR
Benchmark	S&P 500

### Market data

Bid (Bid size)	10.45 USD (1,000)
Ask (Ask size)	10.50 USD (1,000)
Open	10.47 USD
High	10.47 USD
Low	10.47 USD
Close (prev. day)	10.48 USD
VWAP	10.47 USD
Volume (pcs)	249
Trading volume	2,609.40
Number of trades	7
Last size	-

### Performance and Risk

	6m	1Y	3Y
Perf (%)	+2.05%	-	-
Perf (abs.)	+0.21	-	-
Beta	0.01	0.01	0.00
Volatility	2.88	-	-



Information about previous performance does not guarantee future performance.  
Source: FactSet

### Price data

Ø price 5 days   Ø volume 5 days (pcs.)	10.47 USD (20,442)
Ø price 30 days   Ø volume 30 days (pcs.)	10.44 USD (5,775)
Ø price 100 days   Ø volume 100 days (pcs.)	10.39 USD (22,227)
Ø price 250 days   Ø volume 250 days (pcs.)	- USD (-)
YTD High   date	10.48 USD (2024/07/16)
YTD Low   date	10.24 USD (2024/01/03)
52 Weeks High   date	- USD (-)
52 Weeks Low   date	- USD (-)

### Arbitrage views

Exchange	Date	Time	Price	Trading volume (mio.)	Number of trades
Nasdaq	2024/07/17	22:30	10.47 USD	0.00	7

## Company profile

### Company Logo

### Company Profile

#### Contact Details

ESH ACQUISITION CORP.

--

----

Telefon: -

Fax: -

E-mail: -