

## TRITIUM DCFC LTD.

ISIN: AU0000325136 WKN: Q9225T207

## Overview

2024/09/18 08:09:08

Price  
1.02 EURDifference  -9.73% (-0.11)

## General attributes

ISIN	AU0000325136
Symbol	DCFCQ
Exchange	Frankfurt
Currency	EUR
Sector	Automotive
Security type	Stock
Market cap (m)	14 EUR
Benchmark	S&P 500

## Market data

Bid (Bid size)	1.13 EUR (2,000)
Ask (Ask size)	1.19 EUR (2,000)
Open	1.02 EUR
High	1.02 EUR
Low	1.02 EUR
Close (prev. day)	1.13 EUR
VWAP	1.10108 EUR
Volume (pcs)	0
Trading volume	0.00
Number of trades	1
Last size	0

## Futures and Options











Related Futures	-
Related Options	-

5Y



Information about previous performance does not guarantee future performance.  
Source: FactSet

## Recent research

on sector		on market	
Date		Headline	Download
2024/09/17		GEVORKYAN Podniková analýza	
2024/09/11		Global Equity Ratings	
2024/09/09		GEVORKYAN Podniková analýza	
2024/09/05		Global Equity Ratings	
2024/08/12		Global Equity Ratings	

## Details

2024/09/18 08:09:08

## Price

1.02 EUR

Difference ▼ -9.73% (-0.11)

## General attributes

ISIN	AU0000325136
Symbol	DCFCQ
Exchange	Frankfurt
Currency	EUR
Sector	Automotive
Security type	Stock
Market cap (m)	14 EUR
Benchmark	S&P 500

## Market data

Bid (Bid size)	1.13 EUR (2,000)
Ask (Ask size)	1.19 EUR (2,000)
Open	1.02 EUR
High	1.02 EUR
Low	1.02 EUR
Close (prev. day)	1.13 EUR
VWAP	1.10108 EUR
Volume (pcs)	0
Trading volume	0.00
Number of trades	1
Last size	0

## Performance and Risk

	6m	1Y	3Y
Perf (%)	-	-	-
Perf (abs.)	-	-	-
Beta	-	-	-
Volatility	-	-	-

5Y



Information about previous performance does not guarantee future performance.  
Source: FactSet

## Price data

Ø price 5 days   Ø volume 5 days (pcs.)	1.12 EUR (830)
Ø price 30 days   Ø volume 30 days (pcs.)	- EUR (-)
Ø price 100 days   Ø volume 100 days (pcs.)	- EUR (-)
Ø price 250 days   Ø volume 250 days (pcs.)	- EUR (-)
YTD High   date	- EUR (-)
YTD Low   date	- EUR (-)
52 Weeks High   date	- EUR (-)
52 Weeks Low   date	- EUR (-)

## All listings for TRITIUM DCFC LTD.

Exchange	Date	Time	Price	Trading volume (mio.)	Number of trades
Frankfurt	2024/09/18	08:09	1.02 EUR	0.00	1
FINRA other OTC Issues	2024/09/18	20:47	1.19 USD	0.00	43

## Company profile

### Company Logo



### Company Profile

-

### Contact Details

HYZON MOTORS

--

South Schmidt Road 599 60440 Bolingbrook

Telefon: +1 585-484-9337

Fax: -

E-mail: -