

REACH SUBSEA ASA

ISIN: NO0003117202 WKN: -

Overview

2024/08/07 08:18:17

Price

0.716 EUR

Difference  3.77% (0.03)

General attributes

ISIN NO0003117202

Symbol REACH

Exchange Munich

Currency EUR

Sector Transport

Security type Stock

Market cap (m) 179 EUR

Benchmark NORWAY OSLO BORS ALL SHARE(TRG)

Market data

Bid (Bid size) -

Ask (Ask size) -

Open 0.716 EUR

High 0.716 EUR

Low 0.716 EUR

Close (prev. day) 0.69 EUR

VWAP 0.73309 EUR

Volume (pcs) 0

Trading volume 0.00

Number of trades 2

Last size 0

Futures and Options

Related Futures -

Related Options -

5Y













Information about previous performance does not guarantee future performance.

Source: FactSet

Recent research

on sector

Date	Headline	Download
2024/07/24	 Global Equity Ratings	
2024/07/12	 Global Equity Ratings	
2024/06/21	 Global Equity Ratings	
2024/06/14	 Global Equity Ratings	
2024/05/29	 Global Equity Ratings	

Details

2024/08/07 08:18:17

Price

0.716 EUR

Difference ▲ 3.77% (0.03)

General attributes

ISIN	NO0003117202
Symbol	REACH
Exchange	Munich
Currency	EUR
Sector	Transport
Security type	Stock
Market cap (m)	179 EUR
Benchmark	NORWAY OSLO BORS ALL SHARE(TRG)

Market data

Bid (Bid size)	-
Ask (Ask size)	-
Open	0.716 EUR
High	0.716 EUR
Low	0.716 EUR
Close (prev. day)	0.69 EUR
VWAP	0.73309 EUR
Volume (pcs)	0
Trading volume	0.00
Number of trades	2
Last size	0

Performance and Risk

	6m	1Y	3Y
Perf (%)	+86.46%	+104.57%	-
Perf (abs.)	+0.33	+0.37	-
Beta	1.00	0.64	0.53
Volatility	38.97	28.76	-

5Y



Information about previous performance does not guarantee future performance.
Source: FactSet

Price data

Ø price 5 days Ø volume 5 days (pcs.)	0.743 EUR (0)
Ø price 30 days Ø volume 30 days (pcs.)	0.750 EUR (637)
Ø price 100 days Ø volume 100 days (pcs.)	0.601 EUR (415)
Ø price 250 days Ø volume 250 days (pcs.)	0.478 EUR (448)
YTD High date	0.838 EUR (2024/07/18)
YTD Low date	0.384 EUR (2024/01/02)
52 Weeks High date	0.838 EUR (2024/07/18)
52 Weeks Low date	0.350 EUR (2023/08/08)

All listings for REACH SUBSEA ASA

Exchange 📍	Date	Time	Price	Trading volume (mio.)	Number of trades
Stuttgart	2024/08/07	15:09	0.696 EUR	0.00	10
Munich	2024/08/07	08:18	0.716 EUR	0.00	2
London Stock Exchange	2024/07/19	10:33	9.18 NOK	0.14	1
Frankfurt	2024/08/07	13:46	0.75 EUR	0.00	1
First North	2024/08/07	18:00	8.76 NOK	0.01	3

Stockholm	07						
Berlin	2024/08/07	21:43	0.736	EUR	0.00		19

Company profile

Company Logo

Contact Details

REACH SUBSEA ASA

--

Telefon: -

Fax: -

E-mail: -

Company Profile

-