

## REACH SUBSEA ASA

ISIN: NO0003117202 WKN: -

## Overview

2024/08/07 08:18:17

Price

0.716 EUR

Difference  3.77% (0.03)

## General attributes

ISIN NO0003117202

Symbol REACH

Exchange Munich

Currency EUR

Sector Transport

Security type Stock

Market cap (m) 179 EUR

Benchmark NORWAY OSLO BORS ALL SHARE(TRG)

## Market data

Bid (Bid size) -

Ask (Ask size) -

Open 0.716 EUR

High 0.716 EUR

Low 0.716 EUR

Close (prev. day) 0.69 EUR

VWAP 0.73309 EUR

Volume (pcs) 0

Trading volume 0.00

Number of trades 2

Last size 0

## Futures and Options

Related Futures -

Related Options -

5Y













Information about previous performance does not guarantee future performance.

Source: FactSet

## Recent research

on sector

Date	Headline	Download
2024/07/24	 Global Equity Ratings	
2024/07/12	 Global Equity Ratings	
2024/06/21	 Global Equity Ratings	
2024/06/14	 Global Equity Ratings	
2024/05/29	 Global Equity Ratings	

## Details

2024/08/07 08:18:17

## Price

0.716 EUR

Difference ▲ 3.77% (0.03)

## General attributes

ISIN	NO0003117202
Symbol	REACH
Exchange	Munich
Currency	EUR
Sector	Transport
Security type	Stock
Market cap (m)	179 EUR
Benchmark	NORWAY OSLO BORS ALL SHARE(TRG)

## Market data

Bid (Bid size)	-
Ask (Ask size)	-
Open	0.716 EUR
High	0.716 EUR
Low	0.716 EUR
Close (prev. day)	0.69 EUR
VWAP	0.73309 EUR
Volume (pcs)	0
Trading volume	0.00
Number of trades	2
Last size	0

## Performance and Risk

	6m	1Y	3Y
Perf (%)	+79.69%	+97.14%	-
Perf (abs.)	+0.31	+0.34	-
Beta	1.00	0.64	0.53
Volatility	38.70	28.56	-

5Y



Information about previous performance does not guarantee future performance.  
Source: FactSet

## Price data

Ø price 5 days   Ø volume 5 days (pcs.)	0.756 EUR (0)
Ø price 30 days   Ø volume 30 days (pcs.)	0.750 EUR (637)
Ø price 100 days   Ø volume 100 days (pcs.)	0.599 EUR (415)
Ø price 250 days   Ø volume 250 days (pcs.)	0.476 EUR (448)
YTD High   date	0.838 EUR (2024/07/18)
YTD Low   date	0.384 EUR (2024/01/02)
52 Weeks High   date	0.838 EUR (2024/07/18)
52 Weeks Low   date	0.350 EUR (2023/08/07)

## All listings for REACH SUBSEA ASA

Exchange	Date	Time	Price	Trading volume (mio.)	Number of trades
Stuttgart	2024/08/07	15:09	0.696 EUR	0.00	10
Munich	2024/08/07	08:18	0.716 EUR	0.00	2
London Stock Exchange	2024/07/19	10:33	9.18 NOK	0.14	1
Frankfurt	2024/08/07	13:46	0.75 EUR	0.00	1
First North	2024/08/07	18:00	8.76 NOK	0.01	3

Stockholm	07						
Berlin	2024/08/07	21:43	0.736	EUR	0.00		19

## Company profile

### Company Logo

#### Contact Details

REACH SUBSEA ASA

--

----

Telefon: -

Fax: -

E-mail: -

### Company Profile

-