

FUKUOKA FINANCIAL GROUP

ISIN: **JP3805010000** WKN: **8354**

Overview

2024/05/17 22:02:03

Price
24.80 EUR

Difference  0.00% (0.00)

General attributes

ISIN	JP3805010000
Symbol	8354
Exchange	Tradegate
Currency	EUR
Sector	-
Security type	Stock
Market cap (m)	4,794 EUR
Benchmark	NIKKEI 225

Market data

Bid (Bid size)	24.60 EUR (204)
Ask (Ask size)	24.80 EUR (201)
Open	24.80 EUR
High	24.80 EUR
Low	24.80 EUR
Close (prev. day)	24.80 EUR
VWAP	25.40 EUR
Volume (pcs)	-
Trading volume	-
Number of trades	1
Last size	-

Futures and Options






Related Futures	-
Related Options	-

5Y



Information about previous performance does not guarantee future performance.
Source: FactSet

Recent research

on market			
Date		Headline	Download
2024/02/22		Global Equity Ratings	
2023/10/27		Global Equity Ratings	
2023/09/29		Global Equity Ratings	
2023/09/08		Global Equity Ratings	
2023/08/22		Global Equity Ratings	

Details

2024/05/17 22:02:03

Price

24.80 EUR

Difference ➔ 0.00% (0.00)

General attributes

ISIN	JP3805010000
Symbol	8354
Exchange	Tradegate
Currency	EUR
Sector	-
Security type	Stock
Market cap (m)	4,794 EUR
Benchmark	NIKKEI 225

Market data

Bid (Bid size)	24.60 EUR (204)
Ask (Ask size)	24.80 EUR (201)
Open	24.80 EUR
High	24.80 EUR
Low	24.80 EUR
Close (prev. day)	24.80 EUR
VWAP	25.40 EUR
Volume (pcs)	-
Trading volume	-
Number of trades	1
Last size	-

Performance and Risk

	6m	1Y	3Y
Perf (%)	+15.89%	-	-
Perf (abs.)	+3.40	-	-
Beta	0.52	0.50	0.48
Volatility	30.73	-	-

5Y



Information about previous performance does not guarantee future performance.
Source: FactSet

Price data

Ø price 5 days Ø volume 5 days (pcs.)	25.20 EUR (30)
Ø price 30 days Ø volume 30 days (pcs.)	25.01 EUR (12)
Ø price 100 days Ø volume 100 days (pcs.)	23.60 EUR (21)
Ø price 250 days Ø volume 250 days (pcs.)	- EUR (-)
YTD High date	26.20 EUR (2024/03/08)
YTD Low date	20.20 EUR (2024/01/03)
52 Weeks High date	- EUR (-)
52 Weeks Low date	- EUR (-)

Arbitrage views

Exchange ⊕	Date	Time	Price	Trading volume (mio.)	Number of trades
Tradegate	2024/05/17	22:02	24.80 EUR	0.00	1
Tokyo Stock Exchange	2024/05/17	08:00	4,194.00 JPY	32.04	2,678
Fukuoka Stock Exchange	2023/12/08	01:00	3,370.00 JPY	0.07	1
Frankfurt	2024/05/17	08:05	24.60 EUR	0.00	2
FINRA other OTC	2024/05/17	15:44	26.925 USD	0.03	1

Company profile

Company Logo



ふくおかフィナンシャルグループ

Company Profile

-

Contact Details

FUKUOKA FINANCIAL GROUP

--

13-1, Tenjin 2-chome, Chuo-ku - 810-8727
Fukuoka

Telefon: +81 92 723 2502

Fax: +81 92 716 3180

E-mail: -