

SUMITOMO MITSUI TRUST HLDG.INC

ISIN: JP3892100003 WKN: 8309

Overview

2024/05/23 22:02:08

Price
20.80 EURDifference  -1.89% (-0.40)

General attributes

ISIN	JP3892100003
Symbol	8309
Exchange	Tradegate
Currency	EUR
Sector	-
Security type	Stock
Market cap (m)	15,147 EUR
Benchmark	NIKKEI 225

Market data

Bid (Bid size)	20.80 EUR (300)
Ask (Ask size)	21.00 EUR (300)
Open	20.80 EUR
High	20.80 EUR
Low	20.80 EUR
Close (prev. day)	21.20 EUR
VWAP	19.70 EUR
Volume (pcs)	-
Trading volume	-
Number of trades	1
Last size	-

Futures and Options

Related Futures	-
Related Options	-











5Y



Information about previous performance does not guarantee future performance.
Source: FactSet

Recent research

on market

Date	Headline	Download
2024/02/22	 Global Equity Ratings	
2023/10/27	 Global Equity Ratings	
2023/09/29	 Global Equity Ratings	
2023/09/08	 Global Equity Ratings	
2023/08/22	 Global Equity Ratings	

Details

2024/05/23 22:02:08

Price

20.80 EUR

Difference ▼ -1.89% (-0.40)

General attributes

ISIN	JP3892100003
Symbol	8309
Exchange	Tradegate
Currency	EUR
Sector	-
Security type	Stock
Market cap (m)	15,147 EUR
Benchmark	NIKKEI 225

Market data

Bid (Bid size)	20.80 EUR (300)
Ask (Ask size)	21.00 EUR (300)
Open	20.80 EUR
High	20.80 EUR
Low	20.80 EUR
Close (prev. day)	21.20 EUR
VWAP	19.70 EUR
Volume (pcs)	-
Trading volume	-
Number of trades	1
Last size	-

Performance and Risk

	6m	1Y	3Y
Perf (%)	+23.08%	-	-
Perf (abs.)	+3.90	-	-
Beta	0.74	0.56	0.54
Volatility	29.38	-	-

5Y



Information about previous performance does not guarantee future performance.
Source: FactSet

Price data

Ø price 5 days Ø volume 5 days (pcs.)	21.28 EUR (0)
Ø price 30 days Ø volume 30 days (pcs.)	20.03 EUR (23)
Ø price 100 days Ø volume 100 days (pcs.)	19.22 EUR (26)
Ø price 250 days Ø volume 250 days (pcs.)	- EUR (-)
YTD High date	21.80 EUR (2024/05/20)
YTD Low date	17.40 EUR (2024/01/04)
52 Weeks High date	- EUR (-)
52 Weeks Low date	- EUR (-)

All listings for SUMITOMO MITSUI TRUST HLDG.INC

Exchange	Date	Time	Price	Trading volume (mio.)	Number of trades
Tradegate	2024/05/23	22:02	20.80 EUR	0.00	1
Tokyo Stock Exchange	2024/05/23	08:00	3,562.00 JPY	67.59	3,920
Stuttgart	2024/05/23	10:37	20.80 EUR	0.00	4
Frankfurt	2024/05/23	08:02	20.80 EUR	0.00	2
FINRA other OTC	2024/05/23	15:35	22.864 USD	0.34	1

Issues	15					
Duesseldorf	2024/05/ 23	19:31	20.60 EUR	0.00		6
Berlin	2024/05/ 23	08:03	20.80 EUR	0.00		2

Company profile

Company Logo



Company Profile

-

Contact Details

SUMITOMO MITSUI TRUST HLDG.INC

--

3-33-1, Shiba, Minato-ku - 105-8574 Tokyo

Telefon: 03-5445-3500

Fax: 03-5232-8879

E-mail: -