

MEIJI HOLDINGS CORP LTD.

ISIN: JP3918000005 WKN: 2269

Overview

2024/08/06 22:26:56

Price
23.40 EURDifference  -5.65% (-1.40)

General attributes

ISIN	JP3918000005
Symbol	2269
Exchange	Tradegate
Currency	EUR
Sector	-
Security type	Stock
Market cap (m)	6,818 EUR
Benchmark	NIKKEI 225

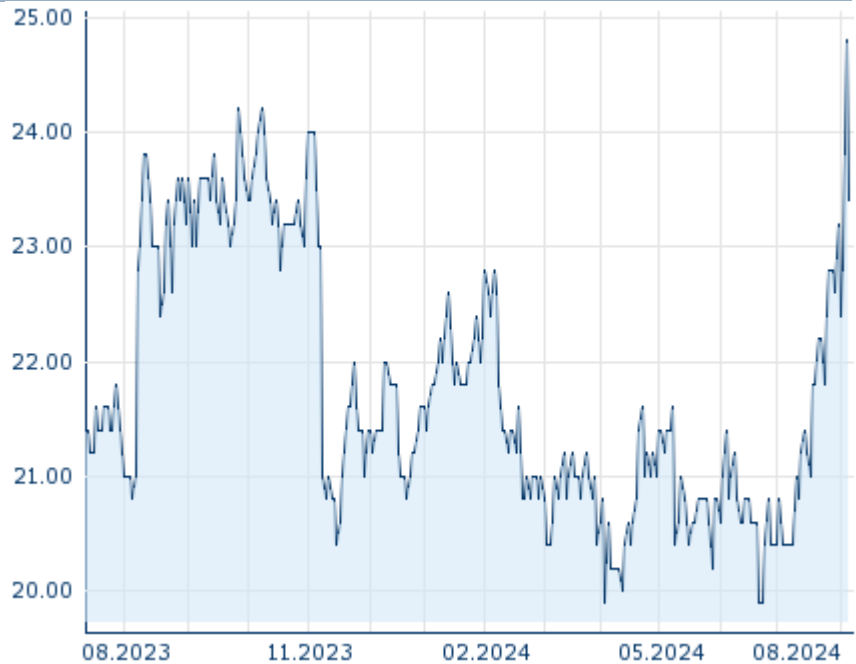
Market data

Bid (Bid size)	22.40 EUR (225)
Ask (Ask size)	22.80 EUR (219)
Open	22.60 EUR
High	22.60 EUR
Low	22.60 EUR
Close (prev. day)	24.80 EUR
VWAP	22.60 EUR
Volume (pcs)	5
Trading volume	113.00
Number of trades	1
Last size	5

Futures and Options








Related Futures	-
Related Options	-

5Y



Information about previous performance does not guarantee future performance.
Source: FactSet

Recent research

on market			
Date		Headline	Download
2024/02/22		Global Equity Ratings	
2023/10/27		Global Equity Ratings	
2023/09/29		Global Equity Ratings	
2023/09/08		Global Equity Ratings	
2023/08/22		Global Equity Ratings	

Details

2024/08/06 22:26:56

Price

23.40 EUR

Difference 📉 -5.65% (-1.40)

General attributes

ISIN	JP3918000005
Symbol	2269
Exchange	Tradegate
Currency	EUR
Sector	-
Security type	Stock
Market cap (m)	6,818 EUR
Benchmark	NIKKEI 225

Market data

Bid (Bid size)	22.40 EUR (225)
Ask (Ask size)	22.80 EUR (219)
Open	22.60 EUR
High	22.60 EUR
Low	22.60 EUR
Close (prev. day)	24.80 EUR
VWAP	22.60 EUR
Volume (pcs)	5
Trading volume	113.00
Number of trades	1
Last size	5

Performance and Risk

	6m	1Y	3Y
Perf (%)	+2.63%	+12.50%	-
Perf (abs.)	+0.60	+2.60	-
Beta	0.16	0.19	0.21
Volatility	29.80	28.95	-

5Y



Information about previous performance does not guarantee future performance.
Source: FactSet

Price data

Ø price 5 days Ø volume 5 days (pcs.)	23.32 EUR (148)
Ø price 30 days Ø volume 30 days (pcs.)	21.61 EUR (28)
Ø price 100 days Ø volume 100 days (pcs.)	21.02 EUR (18)
Ø price 250 days Ø volume 250 days (pcs.)	21.75 EUR (16)
YTD High date	24.80 EUR (2024/08/05)
YTD Low date	19.90 EUR (2024/04/04)
52 Weeks High date	24.80 EUR (2024/08/05)
52 Weeks Low date	19.90 EUR (2024/04/04)

Arbitrage views

Exchange 📍	Date	Time	Price	Trading volume (mio.)	Number of trades
Tradegate	2024/08/06	22:26	23.40 EUR	0.00	1
Tokyo Stock Exchange	2024/08/07	08:00	3,674.00 JPY	49.07	4,676
Stuttgart	2024/08/07	08:30	22.60 EUR	0.00	1
Munich	2024/08/07	08:04	23.00 EUR	0.00	1
Frankfurt	2024/08/07	17:15	22.00 EUR	0.00	3

	07					
FINRA other OTC Issues	2024/05/09	15:46	22.67 USD	0.01		2
Duesseldorf	2024/08/07	19:30	21.80 EUR	0.00		4
Berlin	2024/08/07	18:46	23.00 EUR	0.00		6

Company profile

Company Logo

Contact Details

MEIJI HOLDINGS

--

Telefon: -

Fax: -

E-mail: -

Company Profile

-