

TOKYO GAS CORP LTD.

ISIN: JP3573000001 WKN: 9531

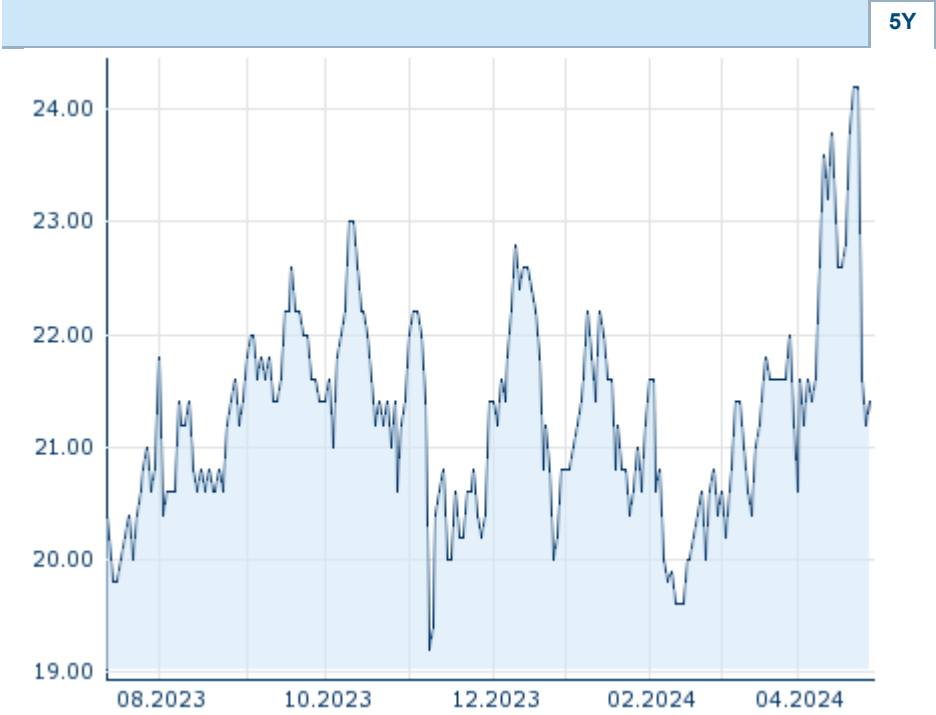
Overview

2024/04/29 22:26:57	
Price	21.40 EUR
Difference	<div><div></div></div> 0.94% (0.20)

General attributes	
ISIN	JP3573000001
Symbol	9531
Exchange	Tradegate
Currency	EUR
Sector	Utilities
Security type	Stock
Market cap (m)	8,484 EUR
Benchmark	NIKKEI 225

Market data	
Bid (Bid size)	21.00 EUR (240)
Ask (Ask size)	21.40 EUR (234)
Open	21.20 EUR
High	21.20 EUR
Low	21.20 EUR
Close (prev. day)	21.20 EUR
VWAP	21.20 EUR
Volume (pcs)	464
Trading volume	9,836.80
Number of trades	2
Last size	-

Futures and Options	
Related Futures	-
Related Options	-




Information about previous performance does not guarantee future performance.
Source: FactSet

Recent research

on sector		on market	
Date		Headline	Download
2024/04/30		Akciové trhy - denní zpráva	
2024/04/29		Akciové trhy - denní zpráva	
2024/04/26		Global Equity Ratings	
2024/04/26		Akciové trhy - denní zpráva	
2024/04/25		Akciové trhy - denní zpráva	

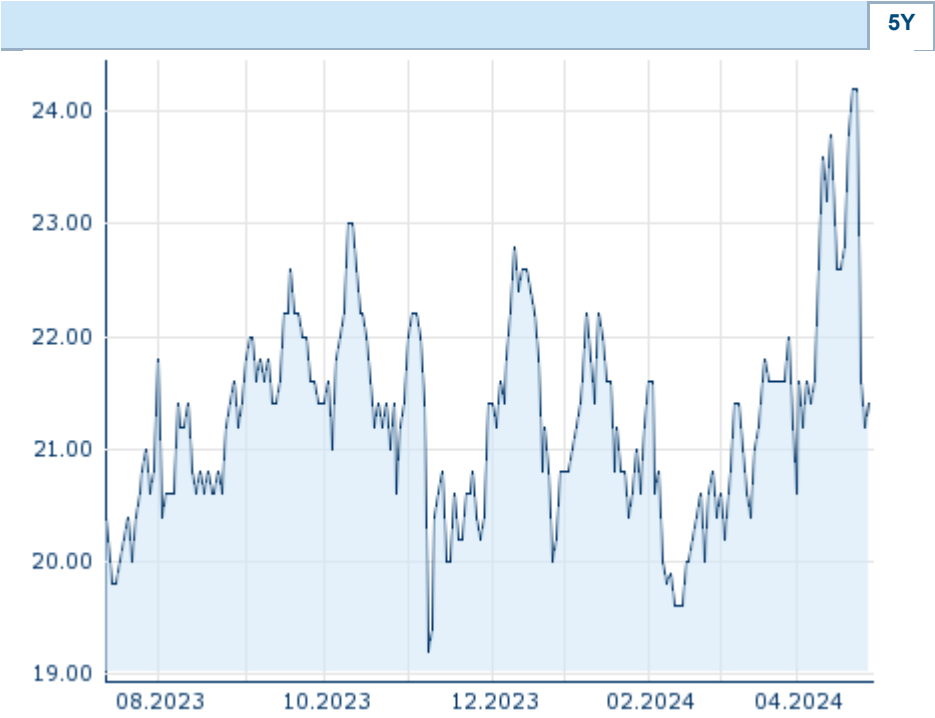
Details

2024/04/29 22:26:57		
Price	21.40 EUR	
Difference		0.94% (0.20)

General attributes	
ISIN	JP3573000001
Symbol	9531
Exchange	Tradegate
Currency	EUR
Sector	Utilities
Security type	Stock
Market cap (m)	8,484 EUR
Benchmark	NIKKEI 225

Market data	
Bid (Bid size)	21.00 EUR (240)
Ask (Ask size)	21.40 EUR (234)
Open	21.20 EUR
High	21.20 EUR
Low	21.20 EUR
Close (prev. day)	21.20 EUR
VWAP	21.20 EUR
Volume (pcs)	464
Trading volume	9,836.80
Number of trades	2
Last size	-

Performance and Risk			
	6m	1Y	3Y
Perf (%)	+3.88%	-	-
Perf (abs.)	+0.80	-	-
Beta	0.56	0.59	0.38
Volatility	40.34	-	-



Information about previous performance does not guarantee future performance.
Source: FactSet

Price data	
Ø price 5 days Ø volume 5 days (pcs.)	22.52 EUR (869)
Ø price 30 days Ø volume 30 days (pcs.)	22.15 EUR (186)
Ø price 100 days Ø volume 100 days (pcs.)	21.36 EUR (88)
Ø price 250 days Ø volume 250 days (pcs.)	- EUR (-)
YTD High date	24.60 EUR (2024/04/23)
YTD Low date	19.60 EUR (2024/02/13)
52 Weeks High date	- EUR (-)
52 Weeks Low date	- EUR (-)

All listings for TOKYO GAS CORP LTD.					
Exchange 	Date	Time	Price	Trading volume (mio.)	Number of trades
Tradegate	2024/04/29	22:26	21.40 EUR	0.01	2
Tokyo Stock Exchange	2024/04/26	08:00	3,589.00 JPY	128.48	11,541
Stuttgart	2024/04/30	10:32	21.00 EUR	0.00	2
Frankfurt	2024/04/30	08:02	20.80 EUR	0.00	1
FINRA other OTC	2024/03/	15:12	22.665 USD	0.01	2

Issues	28				
Duesseldorf	2024/04/30	09:30	20.80 EUR	0.00	2
Berlin	2024/04/30	08:04	20.80 EUR	0.00	1

Company profile

Company Logo



Company Profile

-

Contact Details

TOKYO GAS

- -

1-5-20, Kaigan, Minato-ku - 105-8527 Tokyo

Telefon: 03-3433-2111

Fax: 03-3437-9190

E-mail: -