

PAYCHEX INC. FUTURE (PAYF) - EUX/C10

2024/09/18 18:41:16

Price
135.8637 USD

Difference  **-1.00% (-1.37)**

General attributes

Symbol	PAYFC10
Exchange	Eurex
Currency	USD
Security type	Future
Underlying	PAYCHEX INC
Maturity	06-2025
Contract size	100

Market data

Bid (Bid size)	- USD (-)
Ask (Ask size)	- USD (-)
Open	135.8637 USD
High	135.8637 USD
Low	135.8637 USD
Close (prev. day)	137.2355 USD
Underlying	PAYCHEX INC
Underlying price (date)	133.78 (24/09/18)
Settlement price (date)	135.86 (24/09/18)
Open Interest	0

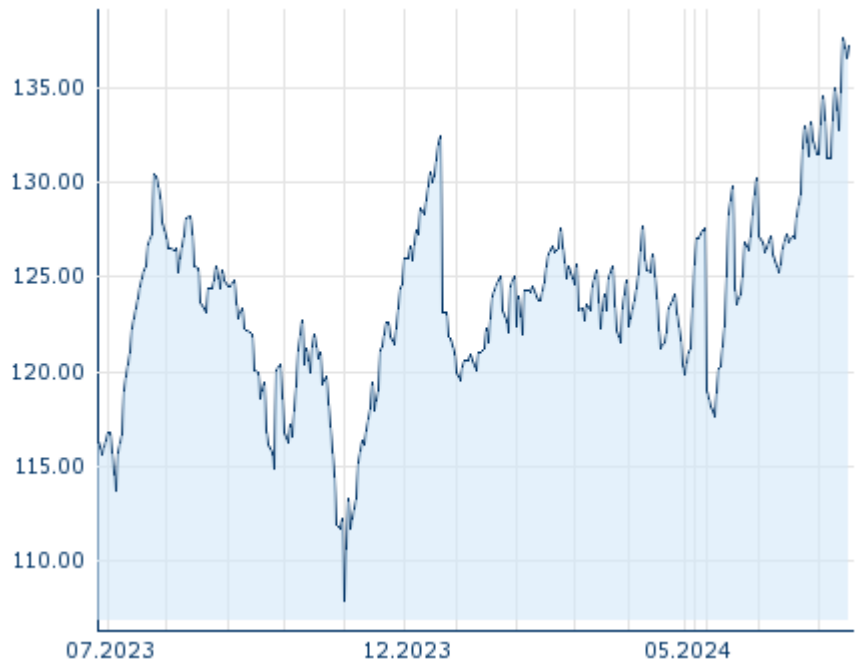
Performance and Risk

	6m	1Y	3Y
Perf (%)	+12.24%	+14.26%	-
Perf (abs.)	+14.97	+17.13	-
Beta	-	-	-
Volatility	22.99	22.25	-

Futures and Options

Related Futures	-
Related Options	-

5Y












Information about previous performance does not guarantee future performance.
Source: FactSet

Price data

Ø price 5 days Ø volume 5 days (pcs.)	135.8343 USD (0)
Ø price 30 days Ø volume 30 days (pcs.)	130.8753 USD (0)
Ø price 100 days Ø volume 100 days (pcs.)	127.5260 USD (0)
Ø price 250 days Ø volume 250 days (pcs.)	123.8317 USD (0)
YTD High date	137.6868 USD (2024/09/13)
YTD Low date	117.6390 USD (2024/07/10)
52 Weeks High date	137.6868 USD (2024/09/13)
52 Weeks Low date	107.8449 USD (2023/11/01)

Recent Research

on sector		on market	
Date		Headline	Download
2024/09/11		Global Equity Ratings	
2024/09/05		Global Equity Ratings	
2024/08/12		Global Equity Ratings	
2024/07/24		Global Equity Ratings	
2024/07/12		Global Equity Ratings	