

# NVIDIA CORP. FUTURE (NVDF) - EUX/C1

2024/10/18 18:57:08

**Price**  
**138.90** USD

**Difference**  **-0.70% (-0.97)**

### General attributes

Symbol	NVDFC1
Exchange	Eurex
Currency	USD
Security type	Future
Underlying	NVIDIA CORP.
Maturity	11-2024
Contract size	100

### Market data

Bid (Bid size)	- USD (-)
Ask (Ask size)	- USD (-)
Open	138.90 USD
High	138.90 USD
Low	138.90 USD
Close (prev. day)	139.8748 USD
Underlying	NVIDIA CORP.
Underlying price (date)	138.00 (24/10/18)
Settlement price (date)	138.54 (24/10/18)
Open Interest	0

### Performance and Risk

	6m	1Y	3Y
Perf (%)	-83.82%	-67.24%	-
Perf (abs.)	-719.70	-285.06	-
Beta	-	-	-
Volatility	331.35	217.05	-

### Futures and Options

Related Futures	-
Related Options	-

5Y












Information about previous performance does not guarantee future performance.  
Source: FactSet

### Price data

Ø price 5 days   Ø volume 5 days (pcs.)	136.27 USD (0)
Ø price 30 days   Ø volume 30 days (pcs.)	123.38 USD (0)
Ø price 100 days   Ø volume 100 days (pcs.)	121.18 USD (0)
Ø price 250 days   Ø volume 250 days (pcs.)	457.35 USD (0)
YTD High   date	955.50 USD (2024/03/25)
YTD Low   date	101.07 USD (2024/08/05)
52 Weeks High   date	955.50 USD (2024/03/25)
52 Weeks Low   date	101.07 USD (2024/08/05)

### Recent Research

on underlying	on sector	on market	
Date		Headline	Download
2024/09/27		Global Equity Ratings	
2024/09/11		Global Equity Ratings	
2024/09/05		Global Equity Ratings	
2024/08/12		Global Equity Ratings	
2024/07/24		Global Equity Ratings	