

# NVIDIA CORP. FUTURE (NVDF) - EUX/C1

2024/07/26 18:35:38

Price  
**113.5548** USD

Difference  -0.08% (-0.09)

### General attributes

Symbol	NVDFC1
Exchange	Eurex
Currency	USD
Security type	Future
Underlying	NVIDIA CORP.
Maturity	08-2024
Contract size	100

### Market data

Bid (Bid size)	- USD (-)
Ask (Ask size)	- USD (-)
Open	113.5548 USD
High	113.5548 USD
Low	113.5548 USD
Close (prev. day)	113.6472 USD
Underlying	NVIDIA CORP.
Underlying price (date)	113.06 (24/07/26)
Settlement price (date)	113.55 (24/07/26)
Open Interest	0

### Performance and Risk

	6m	1Y	3Y
Perf (%)	-81.51%	-74.94%	-
Perf (abs.)	-500.71	-339.54	-
Beta	-	-	-
Volatility	336.59	216.11	-

### Futures and Options

Related Futures	-
Related Options	-

5Y












Information about previous performance does not guarantee future performance.  
Source: FactSet

### Price data

Ø price 5 days   Ø volume 5 days (pcs.)	118.1334 USD (0)
Ø price 30 days   Ø volume 30 days (pcs.)	126.2662 USD (0)
Ø price 100 days   Ø volume 100 days (pcs.)	625.9288 USD (0)
Ø price 250 days   Ø volume 250 days (pcs.)	550.1951 USD (0)
YTD High   date	955.5026 USD (2024/03/25)
YTD Low   date	113.5548 USD (2024/07/26)
52 Weeks High   date	955.5026 USD (2024/03/25)
52 Weeks Low   date	113.5548 USD (2024/07/26)

### Recent Research

on underlying	on sector	on market		
Date			Headline	Download
2024/07/24			Global Equity Ratings	
2024/07/12			Global Equity Ratings	
2024/06/21			Global Equity Ratings	
2024/06/14			Global Equity Ratings	
2024/05/29			Global Equity Ratings	