

## DOW INC. FUTURE (DOWF) - EUX/C12

2024/07/16 18:50:09

Price  
**53.9735** USDDifference  1.64% (0.87)

## General attributes

Symbol	DOWFC12
Exchange	Eurex
Currency	USD
Security type	Future
Underlying	DOW INC.
Maturity	06-2025
Contract size	100

## Market data

Bid (Bid size)	- USD (-)
Ask (Ask size)	- USD (-)
Open	53.9735 USD
High	53.9735 USD
Low	53.9735 USD
Close (prev. day)	53.1042 USD
Underlying	DOW INC.
Underlying price (date)	55.53 (24/07/17)
Settlement price (date)	53.97 (24/07/16)
Open Interest	0

## Performance and Risk

	6m	1Y	3Y
Perf (%)	+2.83%	+1.80%	-
Perf (abs.)	+1.49	+0.95	-
Beta	-	-	-
Volatility	19.52	21.22	-

## Futures and Options

Related Futures	-
Related Options	-











Information about previous performance does not guarantee future performance.  
Source: FactSet

## Price data

Ø price 5 days   Ø volume 5 days (pcs.)	53.2537 USD (0)
Ø price 30 days   Ø volume 30 days (pcs.)	54.5343 USD (0)
Ø price 100 days   Ø volume 100 days (pcs.)	57.3276 USD (0)
Ø price 250 days   Ø volume 250 days (pcs.)	53.9991 USD (0)
YTD High   date	60.7992 USD (2024/04/04)
YTD Low   date	51.9248 USD (2024/01/18)
52 Weeks High   date	60.7992 USD (2024/04/04)
52 Weeks Low   date	47.4088 USD (2023/11/01)

## Recent Research

on sector		on market	
Date		Headline	Download
2024/07/12		Global Equity Ratings	
2024/06/21		Global Equity Ratings	
2024/06/14		Global Equity Ratings	
2024/05/29		Global Equity Ratings	
2024/04/26		Global Equity Ratings	