


DOW INC. FUTURE (DOWF) - EUX/C10

2024/04/30 18:39:10

Price
57.9581 USD

Difference  **-0.07% (-0.04)**

General attributes

| | |
|---------------|----------|
| Symbol | DOWFC10 |
| Exchange | Eurex |
| Currency | USD |
| Security type | Future |
| Underlying | DOW INC. |
| Maturity | 02-2025 |
| Contract size | 100 |

Market data

| | |
|-------------------------|-------------------|
| Bid (Bid size) | - USD (-) |
| Ask (Ask size) | - USD (-) |
| Open | 57.9581 USD |
| High | 57.9581 USD |
| Low | 57.9581 USD |
| Close (prev. day) | 57.9995 USD |
| Underlying | DOW INC. |
| Underlying price (date) | 58.875 (24/05/16) |
| Settlement price (date) | 59.53 (24/05/16) |
| Open Interest | 0 |

Performance and Risk

| | 6m | 1Y | 3Y |
|-------------|---------|----|----|
| Perf (%) | +19.88% | - | - |
| Perf (abs.) | +9.61 | - | - |
| Beta | - | - | - |
| Volatility | 20.29 | - | - |

Futures and Options

| | |
|-----------------|---|
| Related Futures | - |
| Related Options | - |





Information about previous performance does not guarantee future performance.
 Source: FactSet

Price data

| | |
|---|--------------------------|
| Ø price 5 days Ø volume 5 days (pcs.) | 57.5657 USD (0) |
| Ø price 30 days Ø volume 30 days (pcs.) | 58.2509 USD (0) |
| Ø price 100 days Ø volume 100 days (pcs.) | 55.6855 USD (0) |
| Ø price 250 days Ø volume 250 days (pcs.) | - USD (-) |
| YTD High date | 61.0013 USD (2024/04/04) |
| YTD Low date | 52.2305 USD (2024/01/18) |
| 52 Weeks High date | - USD (-) |
| 52 Weeks Low date | - USD (-) |

Recent Research

| on sector | | on market | |
|------------|---|-----------------------|---|
| Date | | Headline | Download |
| 2024/04/26 |  | Global Equity Ratings |  |
| 2024/04/03 |  | Global Equity Ratings |  |
| 2024/03/13 |  | Global Equity Ratings |  |
| 2024/02/22 |  | Global Equity Ratings |  |
| 2024/02/14 |  | Global Equity Ratings |  |