

NVIDIA CORP. FUTURE (NVDF) - EUX/C13

2024/10/18 19:07:21

Price
144.1053 USD

Difference  -1.34% (-1.96)

General attributes

Symbol	NVDFC13
Exchange	Eurex
Currency	USD
Security type	Future
Underlying	NVIDIA CORP.
Maturity	12-2025
Contract size	100

Market data

Bid (Bid size)	- USD (-)
Ask (Ask size)	- USD (-)
Open	144.1053 USD
High	144.1053 USD
Low	144.1053 USD
Close (prev. day)	146.063 USD
Underlying	NVIDIA CORP.
Underlying price (date)	138.00 (24/10/18)
Settlement price (date)	145.05 (24/10/18)
Open Interest	0

Performance and Risk

	6m	1Y	3Y
Perf (%)	-84.09%	-67.89%	-
Perf (abs.)	-761.81	-304.72	-
Beta	-	-	-
Volatility	340.57	219.94	-

Futures and Options

Related Futures	-
Related Options	-

5Y












Information about previous performance does not guarantee future performance.
Source: FactSet

Price data

Ø price 5 days Ø volume 5 days (pcs.)	142.0856 USD (0)
Ø price 30 days Ø volume 30 days (pcs.)	128.5599 USD (0)
Ø price 100 days Ø volume 100 days (pcs.)	126.1407 USD (0)
Ø price 250 days Ø volume 250 days (pcs.)	490.6289 USD (0)
YTD High date	1,005.8103 USD (2024/03/25)
YTD Low date	105.5962 USD (2024/08/05)
52 Weeks High date	1,005.8103 USD (2024/03/25)
52 Weeks Low date	105.5962 USD (2024/08/05)

Recent Research

on underlying	on sector	on market	
Date		Headline	Download
2024/09/27		Global Equity Ratings	
2024/09/11		Global Equity Ratings	
2024/09/05		Global Equity Ratings	
2024/08/12		Global Equity Ratings	
2024/07/24		Global Equity Ratings	