

NVIDIA CORP. FUTURE (NVDF) - EUX/C12

2024/07/26 18:35:38

Price
118.8288 USD

Difference  -0.08% (-0.09)

General attributes

Symbol	NVDFC12
Exchange	Eurex
Currency	USD
Security type	Future
Underlying	NVIDIA CORP.
Maturity	07-2025
Contract size	100

Market data

Bid (Bid size)	- USD (-)
Ask (Ask size)	- USD (-)
Open	118.8288 USD
High	118.8288 USD
Low	118.8288 USD
Close (prev. day)	118.9191 USD
Underlying	NVIDIA CORP.
Underlying price (date)	113.06 (24/07/26)
Settlement price (date)	118.83 (24/07/26)
Open Interest	0

Performance and Risk

	6m	1Y	3Y
Perf (%)	-81.53%	-75.10%	-
Perf (abs.)	-524.45	-358.44	-
Beta	-	-	-
Volatility	346.63	218.70	-

Futures and Options

Related Futures	-
Related Options	-












Information about previous performance does not guarantee future performance.
Source: FactSet

Price data

Ø price 5 days Ø volume 5 days (pcs.)	123.6483 USD (0)
Ø price 30 days Ø volume 30 days (pcs.)	131.0425 USD (0)
Ø price 100 days Ø volume 100 days (pcs.)	703.1670 USD (0)
Ø price 250 days Ø volume 250 days (pcs.)	588.7392 USD (0)
YTD High date	1,002.3534 USD (2024/03/25)
YTD Low date	118.8288 USD (2024/07/26)
52 Weeks High date	1,002.3534 USD (2024/03/25)
52 Weeks Low date	118.8288 USD (2024/07/26)

Recent Research

on underlying	on sector	on market	
Date		Headline	Download
2024/07/24		Global Equity Ratings	
2024/07/12		Global Equity Ratings	
2024/06/21		Global Equity Ratings	
2024/06/14		Global Equity Ratings	
2024/05/29		Global Equity Ratings	