

PAYCHEX INC. FUTURE (PAYF) - EUX/202512

2024/09/18 18:41:16

Price
136.4122 USD

Difference  **-0.99% (-1.36)**

General attributes

Symbol	PAYFZ25
Exchange	Eurex
Currency	USD
Security type	Future
Underlying	PAYCHEX INC
Maturity	12-2025
Contract size	100

Market data

Bid (Bid size)	- USD (-)
Ask (Ask size)	- USD (-)
Open	136.4122 USD
High	136.4122 USD
Low	136.4122 USD
Close (prev. day)	137.7718 USD
Underlying	PAYCHEX INC
Underlying price (date)	133.435 (24/09/18)
Settlement price (date)	136.41 (24/09/18)
Open Interest	0

Performance and Risk

	6m	1Y	3Y
Perf (%)	+11.01%	+11.61%	-
Perf (abs.)	+13.66	+14.33	-
Beta	-	-	-
Volatility	20.91	21.64	-

Futures and Options

Related Futures	-
Related Options	-

5Y












Information about previous performance does not guarantee future performance.
Source: FactSet

Price data

Ø price 5 days Ø volume 5 days (pcs.)	136.3214 USD (0)
Ø price 30 days Ø volume 30 days (pcs.)	131.5826 USD (0)
Ø price 100 days Ø volume 100 days (pcs.)	127.6118 USD (0)
Ø price 250 days Ø volume 250 days (pcs.)	125.6746 USD (0)
YTD High date	138.2063 USD (2024/09/13)
YTD Low date	118.4462 USD (2024/07/10)
52 Weeks High date	138.2063 USD (2024/09/13)
52 Weeks Low date	110.3684 USD (2023/11/01)

Recent Research

on sector		on market	
Date		Headline	Download
2024/09/11		Global Equity Ratings	
2024/09/05		Global Equity Ratings	
2024/08/12		Global Equity Ratings	
2024/07/24		Global Equity Ratings	
2024/07/12		Global Equity Ratings	